


FormulaSPEED

Technical Information




Engine

The FormulaSPEED engine is an internally stock Mazda MZR 2L, Mazda Long Block Part # LFY8-02-300F. The engine utilizes a custom intake manifold, exhaust manifold, dry sump system, and a Cosworth ECU.




Engine Seals (driver's right side of engine)

The engine is sealed with a red AC&M cable seal through two bolts on the front engine cover which also prevents the removal of the oil pan.



Intake Manifold

The intake manifold is a custom single inlet manifold with the stock Mazda Throttle Body (Mazda Part # LFE2-13-640A) mounted directly to it. There is no air box, only a K&N round/cylinder filter Part # E-1988 and the optional K&N Pre Filter Wrap Part # 22-8044PK mounted directly to the throttle body.



Exhaust Manifold

The exhaust manifold is a stainless steel, four into two, into one using a Quiet Horsepower Phase-9 2-1/4" muffler.



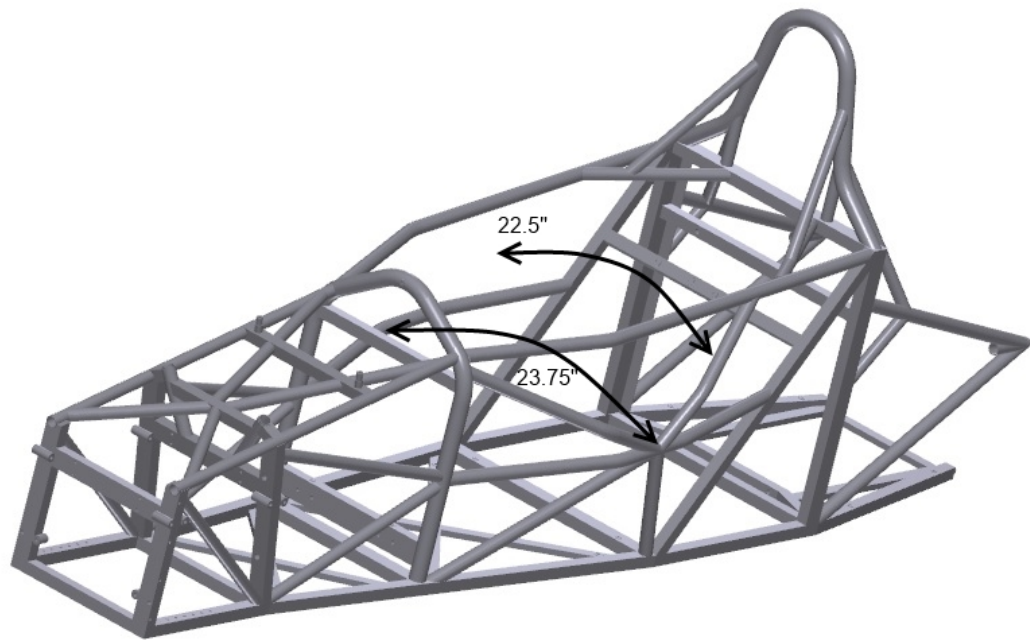
Cosworth ECU

The ECU is a Cosworth CD4 or SQ6 ECU with a FormulaSPEED hologram seal on it.

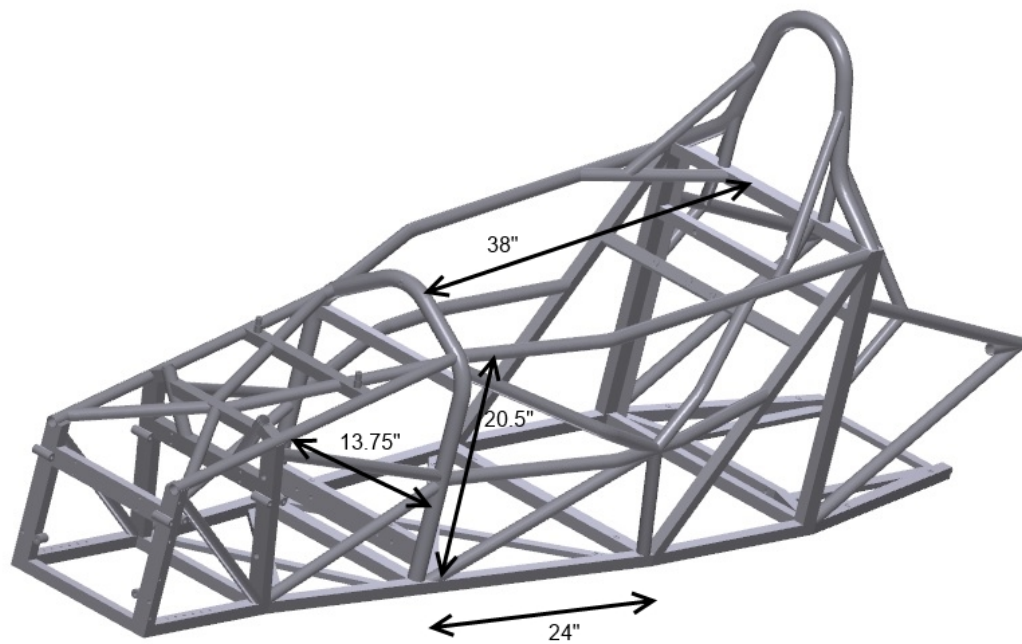


Chassis

The chassis is constructed of a 4130 Chromium-molybdenum TIG welded spaceframe inside of Kevlar protection panels. The car utilizes sealed Ohlins TTX 2-Way dampers with 400 LB. front springs and 600 LB. rear springs.



FS2.0
Formula**SP**EED2.0



FS2.0
Formula**SPEED**2.0

Sealed Ohlins TTX Dampers

Ohlins dampers must be serviced and sealed by World Speed Inc. Springs are Hyperco Part # 185C0400 and 185C0600.

