HOOSIER RACING TIRE SUPER TOUR

Time Cards - Three Sectors and Speed Trap

Buttonwillow Hoosier Super Tour

Group 4 SRF3 — **Buttonwillow CW 2.920 miles**

Grp 4 SRF3 Race 2 — **2/20/2022 11:25**

Race (35:00 or 17 Laps) started at 11:28:57

(62) TJ Acker

Lap	Time of Day	Lap Tm	S1 Tm	S2 Tm	SPd	S3 Tm
1	11:30:56.355	1:58.431	43.951	35.628	111.2	38.852
2	11:35:03.314	4:06.959	1:30.354	1:25.890	42.4	1:10.715
3	11:36:58.435	1:55.121	42.644	35.276	110.9	37.201
4	11:38:52.993	1:54.558	42.377	35.045	110.7	37.136
5	11:40:47.699	1:54.706	42.299	35.062	111.2	37.345
6	11:42:42.224	1:54.525	42.302	35.099	111.3	37.124
7	11:44:37.072	1:54.848	42.449	35.227	111.0	37.172
8	11:46:31.864	1:54.792	42.439	35.192	111.3	37.161
9	11:48:26.689	1:54.825	42.478	35.186	111.8	37.161
10	11:50:21.748	1:55.059	42.721	35.189	111.6	37.149
11	11:52:16.379	1:54.631	42.514	35.010	111.6	37.107
12	11:54:11.391	1:55.012	42.510	35.258	110.9	37.244
13	11:56:06.430	1:55.039	42.667	35.142	111.6	37.230
14	11:58:01.643	1:55.213	42.781	35.081	111.6	37.351
15	11:59:56.718	1:55.075	42.593	35.193	110.9	37.289
16	12:01:51.380	1:54.662	42.572	34.959	111.8	37.131
17	12:03:46.937	1:55.557	42.753	35.306	111.8	37.498

(17) John Black

Lap	Time of Day	Lap Tm	S1 Tm	S2 Tm	SPd	S3 Tm
1	11:30:57.404	1:59.194	44.444	35.105	113.0	39.645
2	11:35:03.820	4:06.416	1:30.653	1:25.347	46.3	1:10.416
3	11:36:58.902	1:55.082	42.908	34.888	111.9	37.286
4	11:38:54.131	1:55.229	42.837	34.916	111.9	37.476
5	11:40:49.827	1:55.696	43.045	35.237	111.3	37.414
6	11:42:45.438	1:55.611	42.970	34.975	111.3	37.666
7	11:44:41.210	1:55.772	43.000	35.114	111.2	37.658
8	11:46:37.437	1:56.227	43.306	35.131	111.6	37.790
9	11:48:33.627	1:56.190	43.048	35.222	112.3	37.920
10	11:50:29.408	1:55.781	42.950	35.150	113.3	37.681
11	11:52:24.800	1:55.392	43.027	34.935	112.9	37.430
12	11:54:20.328	1:55.528	43.067	34.851	112.9	37.610
13	11:56:15.989	1:55.661	42.975	34.971	114.0	37.715
14	11:58:12.927	1:56.938	43.187	35.533	112.4	38.218
15	12:00:08.451	1:55.524	43.033	34.929	113.2	37.562
16	12:02:04.877	1:56.426	42.960	35.330	109.0	38.136
17	12:04:01.105	1:56.228	43.052	35.065	112.3	38.111

(99) Caleb Shrader

Lap	Time of Day	Lap Tm	S1 Tm	S2 Tm	SPd	S3 Tm
1	11:30:58.584	2:00.528	44.952	35.370	110.9	40.206
2	11:35:04.235	4:05.651	1:30.575	1:25.336	45.3	1:09.740
3	11:37:00.042	1:55.807	42.980	35.279	110.1	37.548
4	11:38:55.701	1:55.659	43.058	35.236	110.1	37.365
5	11:40:50.930	1:55.229	42.733	35.158	110.7	37.338
6	11:42:46.030	1:55.100	42.656	35.110	110.7	37.334
7	11:44:41.437	1:55.407	42.734	35.318	110.3	37.355
8	11:46:37.787	1:56.350	43.228	35.096	112.4	38.026
9	11:48:33.267	1:55.480	42.859	35.201	112.6	37.420
10	11:50:29.099	1:55.832	42.926	35.394	110.3	37.512
11	11:52:24.665	1:55.566	42.614	35.432	109.8	37.520
12	11:54:20.074	1:55.409	42.642	35.301	110.1	37.466
13	11:56:16.337	1:56.263	42.837	35.329	110.1	38.097
14	11:58:12.717	1:56.380	43.112	35.356	112.6	37.912
15	12:00:08.206	1:55.489	42.693	35.292	110.1	37.504
16	12:02:05.025	1:56.819	42.923	35.627	107.4	38.269
17	12:04:01.385	1:56.360	43.057	35.056	112.6	38.247

(23) John Tipton

Lap	Time of Day	Lap Tm	S1 Tm	S2 Tm	SPd	S3 Tm
1	11:30:59.216	2:00.943	45.082	35.156	112.3	40.705
2	11:35:04.614	4:05.398	1:31.088	1:25.035	46.4	1:09.275
3	11:37:00.157	1:55.543	43.177	34.974	112.4	37.392
4	11:38:56.007	1:55.850	43.325	35.013	111.6	37.512
5	11:40:51.904	1:55.897	42.814	34.954	111.8	38.129
6	11:42:47.622	1:55.718	43.190	35.094	111.3	37.434
7	11:44:43.350	1:55.728	43.042	35.181	111.2	37.505
8	11:46:39.080	1:55.730	43.018	35.223	111.2	37.489
9	11:48:33.764	1:54.684	42.599	34.884	112.7	37.201
10	11:50:29.642	1:55.878	42.953	35.171	113.3	37.754
11	11:52:25.089	1:55.447	42.910	35.091	113.0	37.446
12	11:54:20.611	1:55.522	42.976	34.944	113.0	37.602
13	11:56:16.778	1:56.167	42.940	34.850	112.7	38.377
14	11:58:13.214	1:56.436	42.917	35.241	110.0	38.278
15	12:00:08.897	1:55.683	42.998	34.802	110.0	37.883
16	12:02:05.406	1:56.509	42.718	35.210	109.8	38.581
17	12:04:01.393	1:55.987	42.879	35.005	112.7	38.103

(14) Paul Marino

Lap	Time of Day	Lap Tm	S1 Tm	S2 Tm	SPd	S3 Tm
1	11:30:59.648	2:01.112	45.713	35.789	111.0	39.610
2	11:35:04.813	4:05.165	1:31.535	1:24.874	45.7	1:08.756
3	11:37:01.587	1:56.774	43.583	35.406	111.5	37.785
4	11:38:58.308	1:56.721	43.332	35.365	110.9	38.024
5	11:40:55.098	1:56.790	43.184	35.430	110.0	38.176
6	11:42:52.182	1:57.084	43.305	35.720	110.3	38.059
7	11:44:49.504	1:57.322	43.568	35.846	110.1	37.908
8	11:46:46.682	1:57.178	43.054	35.959	110.4	38.165
9	11:48:43.817	1:57.135	43.501	35.648	110.7	37.986
10	11:50:41.172	1:57.355	43.260	35.966	110.6	38.129
11	11:52:37.869	1:56.697	43.014	35.843	110.6	37.840
12	11:54:34.977	1:57.108	43.479	35.642	110.4	37.987
13	11:56:31.912	1:56.935	43.272	35.585	110.7	38.078
14	11:58:29.114	1:57.202	43.505	35.708	110.6	37.989
15	12:00:26.404	1:57.290	43.517	35.846	110.3	37.927
16	12:02:23.729	1:57.325	43.303	35.977	109.8	38.045
17	12:04:21.730	1:58.001	43.824	36.007	110.0	38.170

(15) Tom Miserendino

Lap	Time of Day	Lap Tm	S1 Tm	S2 Tm	SPd	S3 Tm
1	11:31:01.874	2:02.991	48.677	35.653	110.7	38.661
2	11:35:05.413	4:03.539	1:30.374	1:24.885	44.4	1:08.280
3	11:37:02.111	1:56.698	43.568	35.469	110.9	37.661
4	11:38:58.523	1:56.412	43.254	35.327	111.2	37.831
5	11:40:55.498	1:56.975	43.509	35.455	110.7	38.011
6	11:42:52.572	1:57.074	43.328	35.605	111.0	38.141
7	11:44:49.917	1:57.345	43.831	35.620	110.7	37.894
8	11:46:47.164	1:57.247	43.412	35.841	110.4	37.994
9	11:48:44.729	1:57.565	43.761	35.827	110.3	37.977
10	11:50:41.863	1:57.134	43.441	35.621	110.1	38.072
11	11:52:38.716	1:56.853	43.379	35.641	110.6	37.833
12	11:54:35.497	1:56.781	43.393	35.495	111.0	37.893
13	11:56:32.206	1:56.709	43.464	35.401	111.2	37.844
14	11:58:29.958	1:57.752	43.742	35.823	110.1	38.187
15	12:00:27.016	1:57.058	43.497	35.651	110.4	37.910
16	12:02:24.379	1:57.363	43.718	35.629	110.3	38.016
17	12:04:22.089	1:57.710	43.933	35.742	111.0	38.035

(21) Steve Fogg

Lap	Time of Day	Lap Tm	S1 Tm	S2 Tm	SPd	S3 Tm
1	11:31:12.422	2:13.745	58.041	36.564	110.9	39.140
2	11:35:12.596	4:00.174	1:28.903	1:24.496	35.5	1:06.775
3	11:37:10.320	1:57.724	43.966	35.778	111.0	37.980
4	11:39:08.943	1:58.623	44.178	36.436	110.3	38.009
5	11:41:06.456	1:57.513	43.411	35.802	110.4	38.300
6	11:43:04.856	1:58.400	44.300	35.999	109.1	38.101
7	11:45:02.353	1:57.497	43.545	36.001	109.7	37.951
8	11:46:59.387	1:57.034	43.266	35.845	109.5	37.923
9	11:48:56.053	1:56.666	43.371	35.648	110.6	37.647
10	11:50:52.598	1:56.545	42.968	35.672	110.1	37.905
11	11:52:49.177	1:56.579	43.074	35.524	110.6	37.981
12	11:54:45.662	1:56.485	43.061	35.458	111.2	37.966
13	11:56:43.113	1:57.451	43.589	35.725	110.4	38.137
14	11:58:40.427	1:57.314	43.365	35.749	109.7	38.200
15	12:00:38.100	1:57.673	43.454	35.946	109.8	38.273
16	12:02:35.152	1:57.052	43.435	35.659	110.1	37.958
17	12:04:33.590	1:58.438	43.619	36.302	108.7	38.517

(77) Andre Perra

Lap	Time of Day	Lap Tm	S1 Tm	S2 Tm	SPd	S3 Tm
1	11:31:03.746	2:04.694	49.488	36.705	109.8	38.501

Bill Skibbe Chief of Timing & Scoring — **Orbits**

Mike West Race Director

Maggie Clark Region Chief Steward

Sanction #22-ST-57254

Printed: 2/20/2022 12:31:05 PM



Sports Car Club of America

HOOSIER RACING TIRE SUPER TOUR

Time Cards - Three Sectors and Speed Trap

Buttonwillow Hoosier Super Tour

Group 4 SRF3 — **Buttonwillow CW 2.920 miles**

Grp 4 SRF3 Race 2 — **2/20/2022 11:25**

Race (35:00 or 17 Laps) started at 11:28:57

Lap	Time of Day	Lap Tm	S1 Tm	S2 Tm	SPd	S3 Tm
2	11:35:05.990	4:02.244	1:29.017	1:25.076	44.6	1:08.151
3	11:37:03.806	1:57.816	44.111	35.757	110.3	37.948
4	11:39:02.193	1:58.387	43.672	36.435	106.5	38.280
5	11:41:00.349	1:58.156	43.753	36.113	109.5	38.290
6	11:42:58.504	1:58.155	43.598	36.135	109.7	38.422
7	11:44:56.663	1:58.159	44.048	36.081	109.5	38.030
8	11:46:54.129	1:57.466	43.473	35.986	110.4	38.007
9	11:48:52.410	1:58.281	43.633	36.285	110.0	38.363
10	11:50:49.776	1:57.366	43.521	35.824	109.5	38.021
11	11:52:47.860	1:58.084	43.637	36.089	109.4	38.358
12	11:54:45.395	1:57.535	43.536	35.777	110.0	38.222
13	11:56:44.302	1:58.907	44.827	36.125	110.1	37.955
14	11:58:42.504	1:58.202	43.642	36.343	110.0	38.217
15	12:00:40.641	1:58.137	43.778	36.154	110.0	38.205
16	12:02:38.914	1:58.273	43.855	36.205	110.0	38.213
17	12:04:38.674	1:59.760	44.122	37.037	108.2	38.601

(9) Bryan Schubert

1	11:31:11.084	2:12.508	56.283	36.646	110.6	39.579
2	11:35:12.754	4:01.670	1:29.447	1:24.046	33.5	1:08.177
3	11:37:12.313	1:59.559	44.420	35.890	110.0	39.249
4	11:39:11.159	1:58.846	44.272	36.234	108.8	38.340
5	11:41:08.003	1:56.844	43.271	35.787	110.7	37.786
6	11:43:07.226	1:59.223	44.236	36.776	108.4	38.211
7	11:45:05.202	1:57.976	43.621	36.149	109.7	38.206
8	11:47:03.714	1:58.512	43.989	36.131	109.3	38.392
9	11:49:02.011	1:58.297	43.593	36.271	108.5	38.433
10	11:51:00.295	1:58.284	43.540	36.510	108.5	38.234
11	11:52:58.651	1:58.356	43.706	36.288	108.5	38.362
12	11:54:57.580	1:58.929	43.879	36.525	108.2	38.525
13	11:56:56.914	1:59.334	44.154	36.446	108.0	38.734
14	11:58:57.424	2:00.510	44.516	36.675	108.0	39.319
15	12:00:58.155	2:00.731	44.690	36.809	107.2	39.232
16	12:02:58.895	2:00.740	44.564	36.777	107.7	39.399
17	12:05:00.342	2:01.447	44.717	37.125	106.8	39.605

(64) Noah Hambayi

1	11:31:04.415	2:05.408	49.673	37.119	110.9	38.616
2	11:35:06.315	4:01.900	1:29.263	1:25.059	41.8	1:07.578
3	11:37:05.957	1:59.642	44.658	36.524	110.1	38.460
4	11:39:05.984	2:00.027	44.578	37.058	109.0	38.391
5	11:41:06.193	2:00.209	44.327	37.487	108.5	38.395
6	11:43:05.786	1:59.593	44.407	36.990	110.4	38.196
7	11:45:04.902	1:59.116	44.004	36.951	108.2	38.161
8	11:47:04.914	2:00.012	45.125	36.765	110.7	38.122
9	11:49:05.463	2:00.549	44.774	36.664	110.6	39.111
10	11:51:05.046	1:59.583	44.501	36.660	110.7	38.422
11	11:53:04.398	1:59.352	44.563	36.531	110.9	38.258
12	11:55:04.726	2:00.328	44.284	37.649	105.9	38.395
13	11:57:05.488	2:00.762	44.984	36.684	110.6	39.094
14	11:59:05.503	2:00.015	45.087	36.465	110.4	38.463
15	12:01:05.828	2:00.325	44.593	36.599	110.4	39.133
16	12:03:05.574	1:59.746	44.376	37.001	109.1	38.369
17	12:05:05.633	2:00.059	44.695	36.948	108.8	38.416

(69) Denny Fosdick

1	11:31:07.980	2:08.293	49.783	37.702	111.5	40.808
2	11:35:08.663	4:00.683	1:28.872	1:24.120	39.9	1:07.691
3	11:37:10.017	2:01.354	45.469	36.889	108.8	38.996
4	11:39:09.618	1:59.601	44.265	36.535	110.1	38.801
5	11:41:07.664	1:58.046	44.015	35.855	111.2	38.176
6	11:43:07.503	1:59.839	44.264	37.305	108.1	38.270
7	11:45:05.704	1:58.201	44.166	36.095	110.9	37.940
8	11:47:05.517	1:59.813	44.650	36.917	111.3	38.246
9	11:49:05.262	1:59.745	44.378	36.626	111.9	38.741
10	11:51:04.637	1:59.375	44.334	36.437	110.9	38.604
11	11:53:04.085	1:59.448	44.121	36.603	109.8	38.724
12	11:55:04.416	2:00.331	44.149	36.854	107.7	39.328
13	11:57:04.639	2:00.223	44.951	36.638	109.7	38.634
14	11:59:04.970	2:00.331	44.740	36.992	109.8	38.599
15	12:01:06.038	2:01.068	44.753	36.738	109.5	39.577
16	12:03:06.067	2:00.029	44.773	36.623	110.4	38.633
17	12:05:06.350	2:00.283	44.589	36.896	110.4	38.798

(81) John Arscott

1	11:31:06.531	2:07.248	49.743	37.276	111.0	40.229
2	11:35:08.244	4:01.713	1:29.521	1:24.245	39.3	1:07.947
3	11:37:07.723	1:59.479	44.617	36.520	109.8	38.342
4	11:39:07.237	1:59.514	44.205	36.288	107.5	39.021
5	11:41:07.418	2:00.181	44.182	36.820	101.6	39.179
6	11:43:07.338	1:59.920	44.003	36.927	110.6	38.990
7	11:45:06.869	1:59.531	44.914	36.465	110.7	38.152
8	11:47:07.058	2:00.189	44.313	37.240	109.8	38.636
9	11:49:06.517	1:59.459	44.172	36.854	111.0	38.433
10	11:51:06.403	1:59.886	44.500	36.590	111.0	38.796
11	11:53:05.563	1:59.160	44.013	36.590	110.9	38.557
12	11:55:05.596	2:00.033	44.304	37.012	106.5	38.717
13	11:57:05.820	2:00.224	44.409	36.777	111.3	39.038
14	11:59:07.115	2:01.295	44.493	36.590	110.1	40.212
15	12:01:06.222	1:59.107	43.755	36.771	109.3	38.581
16	12:03:06.698	2:00.476	45.185	36.679	110.1	38.612
17	12:05:06.605	1:59.907	44.416	37.028	110.1	38.463

(2) Lee Douglas

1	11:31:05.037	2:05.710	49.921	37.224	111.3	38.565
2	11:35:07.168	4:02.131	1:29.613	1:24.768	41.5	1:07.750
3	11:37:06.395	1:59.227	44.548	36.203	109.4	38.476
4	11:39:06.538	2:00.143	44.757	36.846	108.2	38.540
5	11:41:06.783	2:00.245	44.398	37.070	108.2	38.777
6	11:43:06.171	1:59.388	44.383	36.702	110.3	38.303
7	11:45:05.548	1:59.377	44.024	36.756	107.4	38.597
8	11:47:06.178	2:00.630	44.668	37.305	110.3	38.657
9	11:49:05.809	1:59.631	44.102	36.623	111.2	38.906
10	11:51:05.597	1:59.788	44.522	36.614	110.1	38.652
11	11:53:04.833	1:59.236	44.456	36.442	110.4	38.338
12	11:55:05.840	2:01.007	44.293	37.954	100.9	38.760
13	11:57:05.982	2:00.142	44.493	36.622	107.4	39.027
14	11:59:07.399	2:01.417	44.876	36.789	110.0	39.752
15	12:01:06.939	1:59.540	44.323	36.420	110.1	38.797
16	12:03:06.872	1:59.933	44.641	36.772	108.7	38.520
17	12:05:07.444	2:00.572	44.727	36.704	107.7	39.141

(52) Graham Woodd

1	11:31:08.716	2:09.082	50.465	37.606	110.0	41.011
2	11:35:09.899	4:01.183	1:29.019	1:24.042	36.9	1:08.122
3	11:37:12.053	2:02.154	45.509	36.775	109.1	39.870
4	11:39:13.009	2:00.956	45.794	36.589	109.8	38.573
5	11:41:13.300	2:00.291	44.364	36.693	109.4	39.234
6	11:43:13.655	2:00.355	44.523	36.991	108.8	38.841
7	11:45:12.810	1:59.155	44.188	36.764	109.1	38.203
8	11:47:11.413	1:58.603	43.938	36.655	109.3	38.010
9	11:49:11.785	2:00.372	45.171	36.762	109.7	38.439
10	11:51:11.602	1:59.817	44.505	36.521	110.0	38.791
11	11:53:14.004	2:02.402	46.328	37.388	108.4	38.686
12	11:55:13.479	1:59.475	44.328	36.827	108.5	38.320
13	11:57:12.803	1:59.324	44.176	36.464	110.0	38.684
14	11:59:11.729	1:58.926	44.102	36.468	109.7	38.356
15	12:01:10.597	1:58.868	44.255	36.489	109.5	38.124
16	12:03:09.351	1:58.754	44.027	36.341	109.7	38.386
17	12:05:09.240	1:59.889	44.746	36.766	108.7	38.377

(37) Don Palla

1	11:31:09.819	2:09.492	51.089	38.250	101.6	40.153
2	11:35:13.125	4:03.306	1:29.871	1:24.214	33.8	1:09.221
3	11:37:16.318	2:03.193	46.404	37.215	101.9	39.574
4	11:39:19.267	2:02.949	45.855	37.652	104.8	39.442

Bill Skibbe Chief of Timing & Scoring — **Orbits**

Mike West Race Director

Maggie Clark Region Chief Steward

Sanction #22-ST-57254

Printed: 2/20/2022 12:31:05 PM



Sports Car Club of America

HOOSIER RACING TIRE SUPER TOUR

Time Cards - Three Sectors and Speed Trap

Buttonwillow Hoosier Super Tour

Group 4 SRF3 — **Buttonwillow CW 2.920 miles**

Grp 4 SRF3 Race 2 — **2/20/2022 11:25**

Race (35:00 or 17 Laps) started at 11:28:57

Lap	Time of Day	Lap Tm	S1 Tm	S2 Tm	SPd	S3 Tm
5	11:41:20.161	**2:00.894**	**44.924**	37.183	106.8	38.787
6	11:43:20.939	**2:00.778**	45.114	36.883	107.2	38.781
7	11:45:21.994	**2:01.055**	45.305	36.958	107.7	38.792
8	11:47:22.754	**2:00.760**	45.081	36.991	107.2	38.688
9	11:49:23.190	**2:00.436**	44.982	36.707	107.5	38.747
10	11:51:24.231	**2:01.041**	44.948	37.139	106.8	38.954
11	11:53:25.150	**2:00.919**	45.706	**36.656**	**108.4**	**38.557**
12	11:55:26.485	**2:01.335**	45.240	36.830	107.2	39.265
13	11:57:27.553	**2:01.068**	45.193	36.838	107.7	39.037
14	11:59:28.716	**2:01.163**	45.013	37.024	107.5	39.126
15	12:01:30.611	**2:01.895**	46.012	37.016	107.4	38.867
16	12:03:33.536	**2:02.925**	46.290	37.148	106.5	39.487
17	12:05:37.465	**2:03.929**	46.949	37.596	106.0	39.384

(16) Michael Moshay

1	11:31:09.097	**2:09.245**	51.094	38.115	**108.1**	40.036
2	11:35:11.346	**4:02.249**	1:29.450	1:24.371	35.3	1:08.428
3	11:37:16.078	**2:04.732**	47.070	37.944	107.0	39.718
4	11:39:18.452	**2:02.374**	45.720	37.750	106.4	38.904
5	11:41:22.574	**2:04.122**	45.505	38.700	105.9	39.917
6	11:43:25.395	**2:02.821**	45.802	37.986	106.7	39.033
7	11:45:28.323	**2:02.928**	45.712	37.902	106.3	39.314
8	11:47:30.746	**2:02.423**	45.622	37.853	106.0	38.948
9	11:49:33.090	**2:02.344**	45.349	38.040	106.7	38.955
10	11:51:35.289	**2:02.199**	45.166	**37.421**	108.0	39.612
11	11:53:37.835	**2:02.546**	45.566	37.619	107.2	39.361
12	11:55:39.828	**2:01.993**	45.154	37.730	106.7	39.109
13	11:57:41.836	**2:02.008**	45.127	37.728	106.3	39.153
14	11:59:43.807	**2:01.971**	45.080	37.712	107.0	39.179
15	12:01:44.729	**2:00.922**	**44.693**	37.434	107.1	**38.795**
16	12:03:46.116	**2:01.387**	44.978	37.492	106.1	38.917
p17	12:06:44.283	**2:58.167**	49.609	43.760	91.8	

(49) Jack Willes

1	11:31:15.913	**2:14.547**	51.796	37.063	97.6	45.688
2	11:35:13.349	**3:57.436**	1:25.892	1:25.462	29.9	1:06.082
3	11:37:17.419	**2:04.070**	47.273	36.592	102.5	40.205
4	11:39:22.595	**2:05.176**	45.176	38.107	98.3	41.893
5	11:41:20.880	**1:58.285**	**43.804**	**36.287**	**110.0**	**38.194**
6	11:43:22.756	**2:01.876**	44.867	37.353	91.7	39.656
7	11:45:22.815	**2:00.059**	44.604	36.389	101.8	39.066
8	11:47:24.240	**2:01.425**	44.905	37.514	102.7	39.006
9	11:49:24.378	**2:00.138**	44.711	36.719	103.4	38.708

Lap	Time of Day	Lap Tm	S1 Tm	S2 Tm	SPd	S3 Tm

Bill Skibbe Chief of Timing & Scoring — **Orbits**

Mike West Race Director

Maggie Clark Region Chief Steward

Sanction #22-ST-57254

Printed: 2/20/2022 12:31:05 PM



Sports Car Club of America