HOOSIER RACING TIRE SUPER TOUR

Time Cards - Three Sectors and Speed Trap

Buttonwillow Hoosier Super Tour

Group 6 FX,FA,FC,FE2,P1,P2,PX — **Buttonwillow CW 2.920 miles**

Grp 6 FX,FA,FC,FE2,P1,P2,PX Race 1 — **2/19/2022 15:25**

Race (25:00 Time) started at 15:33:59

(15) Aaron Bailey

Lap	Time of Day	Lap Tm	S1 Tm	S2 Tm	SPd	S3 Tm
1	15:35:36.905	1:37.481	37.916	28.558	136.4	31.007
2	15:37:13.002	1:36.097	36.442	28.383	135.7	31.272
3	15:39:10.757	1:57.755	38.106	38.635	88.7	41.014
4	15:43:10.540	3:59.783	1:12.056	1:34.618	37.9	1:13.109
5	15:44:46.822	1:36.282	36.674	28.641	136.0	30.967
6	15:46:21.512	1:34.690	35.704	28.214	136.9	30.772
7	15:47:56.319	1:34.807	35.546	28.204	136.4	31.057
8	15:49:31.468	1:35.149	35.688	28.250	136.0	31.211
9	15:51:07.186	1:35.718	35.587	28.704	132.2	31.427
10	15:52:44.553	1:37.367	37.006	29.574	136.4	30.787
11	15:54:19.218	1:34.665	35.829	28.110	137.3	30.726
12	15:55:54.466	1:35.248	35.751	28.392	137.1	31.105
13	15:57:29.148	1:34.682	35.620	28.074	137.6	30.988
14	15:59:05.061	1:35.913	36.199	28.505	136.4	31.209

(26) Chip Romer

Lap	Time of Day	Lap Tm	S1 Tm	S2 Tm	SPd	S3 Tm
1	15:35:38.710	1:39.251	38.764	29.089	134.6	31.398
2	15:37:14.029	1:35.319	35.362	28.562	132.9	31.395
3	15:39:11.450	1:57.421	37.436	38.699	86.8	41.286
4	15:43:10.717	3:59.267	1:11.893	1:34.911	35.4	1:12.463
5	15:44:47.217	1:36.500	36.727	28.707	135.5	31.066
6	15:46:22.398	1:35.181	35.580	28.575	134.2	31.026
7	15:47:58.456	1:36.058	35.683	28.245	134.9	32.130
8	15:49:32.666	1:34.210	35.115	28.179	134.6	30.916
9	15:51:08.907	1:36.241	35.435	28.252	134.2	32.554
10	15:52:46.161	1:37.254	35.807	29.928	131.6	31.519
11	15:54:22.702	1:36.541	37.042	28.356	135.1	31.143
12	15:55:58.561	1:35.859	35.727	28.925	132.9	31.207
13	15:57:34.310	1:35.749	35.695	28.372	134.2	31.682
14	15:59:11.010	1:36.700	36.332	28.704	135.1	31.664

(71) Kenton Koch

Lap	Time of Day	Lap Tm	S1 Tm	S2 Tm	SPd	S3 Tm
1	15:35:39.234	1:39.676	38.269	29.350	130.1	32.057
2	15:37:17.255	1:38.021	35.922	30.438	124.6	31.661
3	15:39:13.662	1:56.407	38.727	37.919	107.7	39.761
4	15:43:11.745	3:58.083	1:11.360	1:35.034	36.4	1:11.689
5	15:44:48.856	1:37.111	36.543	29.074	130.8	31.494
6	15:46:24.261	1:35.405	35.636	28.797	131.8	30.972
7	15:47:59.745	1:35.484	35.730	28.846	130.1	30.908
8	15:49:35.086	1:35.341	35.338	28.778	131.0	31.225
9	15:51:11.570	1:36.484	35.332	28.746	131.2	32.406
10	15:52:49.714	1:38.144	35.963	30.569	131.2	31.612
11	15:54:25.430	1:35.716	35.712	28.988	131.8	31.016
12	15:56:01.976	1:36.546	35.807	28.980	131.0	31.759
13	15:57:37.554	1:35.578	35.527	29.020	130.8	31.031
14	15:59:13.507	1:35.953	35.325	29.023	131.2	31.605

(36) Johnnie Crean

Lap	Time of Day	Lap Tm	S1 Tm	S2 Tm	SPd	S3 Tm
1	15:35:47.484	1:47.646	43.565	30.677	135.1	33.404
2	15:37:28.840	1:41.356	39.095	29.998	132.9	32.263
3	15:39:14.691	1:45.851	39.957	32.195	125.7	33.699
4	15:43:12.981	3:58.290	1:11.370	1:34.950	39.0	1:11.970
5	15:44:55.412	1:42.431	40.030	30.390	135.7	32.011
6	15:46:35.766	1:40.354	38.679	29.450	136.4	32.225
7	15:48:15.041	1:39.275	37.783	29.277	134.9	32.215
8	15:49:55.277	1:40.236	37.344	29.280	134.2	33.612
9	15:51:34.649	1:39.372	38.220	28.685	136.7	32.467
10	15:53:13.806	1:39.157	38.091	29.131	134.4	31.935
11	15:54:54.925	1:41.119	38.569	30.904	134.0	31.646
12	15:56:36.568	1:41.643	39.141	29.470	135.7	33.032
13	15:58:18.757	1:42.189	37.591	31.636	132.4	32.962
14	15:59:57.978	1:39.221	38.072	29.404	134.9	31.745

(62) TJ Acker

Lap	Time of Day	Lap Tm	S1 Tm	S2 Tm	SPd	S3 Tm
1	15:35:49.134	1:48.696	43.252	32.177	125.9	33.267
2	15:37:31.668	1:42.534	38.689	30.874	125.0	32.971
3	15:39:27.197	1:55.529	40.362	35.692	114.0	39.475
4	15:43:14.007	3:46.810	1:00.988	1:35.518	31.4	1:10.304
5	15:44:57.897	1:43.890	39.986	30.780	128.1	33.124
6	15:46:39.805	1:41.908	38.275	30.715	127.3	32.918
7	15:48:21.752	1:41.947	38.139	30.753	125.9	33.055
8	15:50:04.018	1:42.266	38.329	30.817	125.5	33.120
9	15:51:46.560	1:42.542	38.442	30.938	126.1	33.162
10	15:53:28.732	1:42.172	38.388	30.690	126.7	33.094
11	15:55:10.491	1:41.759	38.136	30.713	126.5	32.910
12	15:56:55.504	1:45.013	38.816	31.276	126.1	34.921
13	15:58:38.523	1:43.019	38.652	30.910	125.9	33.457
14	16:00:22.912	1:44.389	38.714	32.465	123.3	33.210

(22) John MacIntyre

Lap	Time of Day	Lap Tm	S1 Tm	S2 Tm	SPd	S3 Tm
1	15:35:50.996	1:50.549	44.450	32.481	123.6	33.618
2	15:37:35.220	1:44.224	39.741	31.234	125.0	33.249
3	15:39:30.015	1:54.795	44.839	32.346	124.2	37.610
4	15:43:15.200	3:45.185	1:00.720	1:35.395	31.8	1:09.070
5	15:45:00.931	1:45.731	40.865	31.272	126.9	33.594
6	15:46:42.861	1:41.930	38.244	31.249	126.7	32.437
7	15:48:25.170	1:42.309	38.327	31.268	125.9	32.714
8	15:50:06.537	1:41.367	37.795	30.979	126.5	32.593
9	15:51:48.981	1:42.444	38.362	31.406	126.5	32.676
10	15:53:30.777	1:41.796	38.096	31.011	127.5	32.689
11	15:55:14.561	1:43.784	39.063	31.710	122.2	33.011
12	15:57:01.695	1:47.134	38.489	32.702	126.5	35.943
13	15:58:47.807	1:46.112	39.415	33.306	122.2	33.391
14	16:00:32.729	1:44.922	39.131	32.658	125.1	33.133

(99) Caleb Shrader

Lap	Time of Day	Lap Tm	S1 Tm	S2 Tm	SPd	S3 Tm
1	15:35:50.347	1:49.506	43.239	32.544	124.2	33.723
2	15:37:35.052	1:44.705	39.305	31.557	122.2	33.843
3	15:39:29.098	1:54.046	43.456	32.562	117.8	38.028
4	15:43:15.071	3:45.973	1:01.126	1:35.194	31.0	1:09.653
5	15:45:01.180	1:46.109	41.240	31.335	125.1	33.534
6	15:46:45.365	1:44.185	39.418	31.623	122.3	33.144
7	15:48:27.634	1:42.269	38.187	31.125	123.1	32.957
8	15:50:10.007	1:42.373	38.096	31.149	123.1	33.128
9	15:51:52.426	1:42.419	38.250	30.942	123.8	33.227
10	15:53:35.011	1:42.585	38.324	31.151	123.6	33.110
11	15:55:17.470	1:42.459	38.248	31.200	123.1	33.011
12	15:57:02.575	1:45.105	38.262	32.022	123.4	34.821
13	15:58:50.203	1:47.628	38.988	33.232	122.5	35.408
14	16:00:33.597	1:43.394	38.461	31.539	123.3	33.394

(45) Whitney Strickland

Lap	Time of Day	Lap Tm	S1 Tm	S2 Tm	SPd	S3 Tm
1	15:35:50.081	1:49.369	43.429	32.304	125.1	33.636
2	15:37:34.582	1:44.501	39.188	31.648	123.4	33.665
3	15:39:28.495	1:53.913	43.698	32.319	123.1	37.896
4	15:43:14.347	3:45.852	1:01.003	1:35.325	31.6	1:09.524
5	15:45:00.830	1:46.483	40.809	31.575	125.1	34.099
6	15:46:46.006	1:45.176	39.442	32.284	123.4	33.450
7	15:48:30.720	1:44.714	38.985	31.865	123.6	33.864
8	15:50:14.852	1:44.132	39.190	31.500	124.2	33.442
9	15:51:59.638	1:44.786	39.307	31.811	123.6	33.668
10	15:53:44.223	1:44.585	39.345	31.765	124.0	33.475
11	15:55:28.124	1:43.901	38.862	31.712	123.8	33.327
12	15:57:13.452	1:45.328	39.228	32.197	121.6	33.903
13	15:58:58.453	1:45.001	38.977	31.453	125.3	34.571
14	16:00:43.209	1:44.756	38.898	31.748	123.4	34.110

(37) Corey Condit

Lap	Time of Day	Lap Tm	S1 Tm	S2 Tm	SPd	S3 Tm
1	15:35:51.603	1:50.541	43.979	32.920	122.7	33.642
2	15:37:37.412	1:45.809	39.845	32.059	123.1	33.905
3	15:39:31.823	1:54.411	46.159	33.093	121.4	35.159
4	15:43:17.286	3:45.463	1:01.930	1:35.833	30.6	1:07.700
5	15:45:05.110	1:47.824	40.712	33.435	121.2	33.677
6	15:46:49.426	1:44.316	39.235	31.444	123.8	33.637

Bill Skibbe Chief of Timing & Scoring — **Orbits**

Mike West Race Director

Maggie Clark Region Chief Steward

Sanction #22-ST-57254

Printed: 2/19/2022 4:18:40 PM



Sports Car Club of America

HOOSIER RACING TIRE SUPER TOUR

Time Cards - Three Sectors and Speed Trap

Buttonwillow Hoosier Super Tour

Group 6 FX,FA,FC,FE2,P1,P2,PX — **Buttonwillow CW 2.920 miles**

Grp 6 FX,FA,FC,FE2,P1,P2,PX Race 1 — **2/19/2022 15:25**

Race (25:00 Time) started at 15:33:59

Lap	Time of Day	Lap Tm	S1 Tm	S2 Tm	SPd	S3 Tm
7	15:48:33.457	1:44.031	38.986	31.501	122.7	33.544
8	15:50:18.360	1:44.903	39.461	31.638	122.3	33.804
9	15:52:02.316	1:43.956	39.132	31.395	123.3	33.429
10	15:53:45.544	1:43.228	38.710	31.240	123.6	33.278
11	15:55:29.674	1:44.130	39.112	31.547	122.2	33.471
12	15:57:13.740	1:44.066	38.767	31.444	121.4	33.855
13	15:58:58.693	1:44.953	39.196	31.394	122.9	34.363
14	16:00:43.639	1:44.946	39.215	31.305	124.2	34.426

(27) Daniel Swanbeck

Lap	Time of Day	Lap Tm	S1 Tm	S2 Tm	SPd	S3 Tm
1	15:36:12.671	1:46.901	41.037	31.784	119.5	34.080
2	15:37:57.240	1:44.569	38.694	31.735	119.5	34.140
3	15:40:03.504	2:06.264	48.622	37.516	101.5	40.126
4	15:43:18.907	3:15.403	46.733	1:25.543	29.2	1:03.127
5	15:45:07.697	1:48.790	40.092	33.732	115.9	34.966
6	15:46:52.906	1:45.209	39.394	32.024	121.1	33.791
7	15:48:37.348	1:44.442	38.571	31.488	120.9	34.383
8	15:50:21.703	1:44.355	38.894	31.455	118.8	34.006
9	15:52:06.199	1:44.496	38.903	31.545	121.6	34.048
10	15:53:50.245	1:44.046	38.731	31.317	120.5	33.998
11	15:55:34.016	1:43.771	38.682	31.239	123.1	33.850
12	15:57:18.373	1:44.357	38.789	31.531	120.2	34.037
13	15:59:03.047	1:44.674	39.239	31.473	120.9	33.962
14	16:00:48.360	1:45.313	39.462	31.618	119.8	34.233

(87) Troy Shooter

Lap	Time of Day	Lap Tm	S1 Tm	S2 Tm	SPd	S3 Tm
1	15:36:11.860	1:46.094	40.543	31.487	121.1	34.064
2	15:37:56.866	1:45.006	39.238	31.551	120.5	34.217
3	15:40:02.937	2:06.071	48.485	37.507	102.0	40.079
4	15:43:19.223	3:16.286	46.618	1:25.499	24.0	1:04.169
5	15:45:07.991	1:48.768	40.860	32.909	118.3	34.999
6	15:46:53.452	1:45.461	39.525	31.790	123.3	34.146
7	15:48:38.164	1:44.712	39.235	31.416	121.6	34.061
8	15:50:22.241	1:44.077	39.029	30.979	122.5	34.069
9	15:52:06.682	1:44.441	38.947	31.103	123.4	34.391
10	15:53:50.665	1:43.983	39.081	31.078	122.9	33.824
11	15:55:34.963	1:44.298	39.008	30.968	122.7	34.322
12	15:57:20.469	1:45.506	39.402	31.802	123.3	34.302
13	15:59:05.016	1:44.547	39.350	30.961	123.4	34.236
14	16:00:50.361	1:45.345	39.573	31.547	122.2	34.225

(5) John Yeatman

Lap	Time of Day	Lap Tm	S1 Tm	S2 Tm	SPd	S3 Tm
1	15:35:53.206	1:51.736	44.751	32.759	122.9	34.226
2	15:37:39.968	1:46.762	39.933	32.605	120.7	34.224
3	15:39:34.781	1:54.813	45.664	33.159	120.0	35.990
4	15:43:19.011	3:44.230	1:01.191	1:37.263	31.7	1:05.776
5	15:45:07.404	1:48.393	40.678	33.167	117.1	34.548
6	15:46:52.322	1:44.918	39.472	31.933	124.6	33.513
7	15:48:36.337	1:44.015	38.858	31.530	123.3	33.627
8	15:50:20.898	1:44.561	39.099	31.948	122.3	33.514
9	15:52:05.454	1:44.556	39.250	31.788	123.4	33.518
10	15:53:48.983	1:43.529	38.729	31.182	124.8	33.618
11	15:55:34.756	1:45.773	39.515	31.562	121.8	34.696
12	15:57:19.907	1:45.151	39.337	31.881	122.9	33.933
13	15:59:04.489	1:44.582	38.754	31.555	122.3	34.273
14	16:00:50.803	1:46.314	39.728	31.782	122.7	34.804

(44) Paul Marino

Lap	Time of Day	Lap Tm	S1 Tm	S2 Tm	SPd	S3 Tm
1	15:35:50.854	1:49.867	43.494	32.448	125.3	33.925
2	15:37:37.260	1:46.406	39.713	32.549	123.6	34.144
3	15:39:31.498	1:54.238	46.135	33.028	122.2	35.075
4	15:43:17.124	3:45.626	1:01.611	1:35.586	33.5	1:08.429
5	15:45:06.836	1:49.712	40.712	34.522	120.9	34.478
6	15:46:54.293	1:47.457	39.768	32.006	119.5	35.683
7	15:48:40.012	1:45.719	39.533	31.917	123.6	34.269
8	15:50:25.086	1:45.074	39.345	31.779	124.2	33.950
9	15:52:09.768	1:44.682	39.343	31.562	124.8	33.777
10	15:53:54.666	1:44.898	39.228	31.868	124.0	33.802
11	15:55:39.492	1:44.826	39.477	31.540	124.8	33.809
12	15:57:24.937	1:45.445	39.477	32.114	123.3	33.854
13	15:59:11.347	1:46.410	39.733	32.373	124.6	34.304

(18) Tom Hope

Lap	Time of Day	Lap Tm	S1 Tm	S2 Tm	SPd	S3 Tm
1	15:36:13.566	1:47.605	41.599	31.731	120.0	34.275
2	15:37:59.035	1:45.469	39.334	31.754	118.8	34.381
3	15:40:03.974	2:04.939	47.249	37.599	97.3	40.091
4	15:43:19.322	3:15.348	46.875	1:26.198	31.0	1:02.275
5	15:45:08.606	1:49.284	41.366	32.276	121.4	35.642
6	15:46:54.096	1:45.490	39.426	31.429	123.4	34.635
7	15:48:40.636	1:46.540	40.124	31.784	121.4	34.632
8	15:50:25.946	1:45.310	39.391	31.461	121.8	34.458
9	15:52:11.312	1:45.366	39.477	31.483	121.8	34.406
10	15:53:56.334	1:45.022	39.378	31.463	121.6	34.181
11	15:55:41.680	1:45.346	39.546	31.441	121.8	34.359
12	15:57:26.873	1:45.193	39.489	31.470	121.1	34.234
13	15:59:13.742	1:46.869	40.150	31.871	120.9	34.848

(65) Dave Tweedlie

Lap	Time of Day	Lap Tm	S1 Tm	S2 Tm	SPd	S3 Tm
1	15:35:53.720	1:52.693	45.644	32.338	131.2	34.711
2	15:37:38.840	1:45.120	40.386	31.634	126.7	33.100
3	15:39:33.923	1:55.083	46.243	32.650	118.6	36.190
4	15:43:17.736	3:43.813	1:01.023	1:36.897	31.6	1:05.893
5	15:45:05.992	1:48.256	41.011	33.698	125.7	33.547
6	15:46:50.017	1:44.025	39.845	30.832	131.4	33.348
7	15:48:34.517	1:44.500	39.488	31.263	130.5	33.749
8	15:50:18.937	1:44.420	39.994	30.950	131.0	33.476
9	15:52:03.006	1:44.069	39.852	30.864	131.8	33.353
10	15:53:47.865	1:44.859	39.801	30.825	132.0	34.233
11	15:55:43.116	1:55.251	50.114	31.301	131.2	33.836
12	15:57:28.575	1:45.459	40.133	31.142	130.3	34.184
13	15:59:17.350	1:48.775	42.091	32.756	131.0	33.928

(13) Nick Kodenko

Lap	Time of Day	Lap Tm	S1 Tm	S2 Tm	SPd	S3 Tm
1	15:36:21.681	1:55.148	45.023	34.080	116.2	36.045
2	15:38:11.262	1:49.581	40.448	32.735	115.1	36.398
3	15:40:06.569	1:55.307	43.175	34.678	104.6	37.454
4	15:43:19.982	3:13.413	45.112	1:26.577	28.8	1:01.724
5	15:45:09.836	1:49.854	41.206	33.127	116.9	35.521
6	15:46:58.228	1:48.392	40.344	32.563	117.1	35.485
7	15:48:46.549	1:48.321	40.033	32.686	116.4	35.602
8	15:50:34.799	1:48.250	40.154	32.456	116.6	35.640
9	15:52:23.734	1:48.935	40.226	32.547	116.7	36.162
10	15:54:12.061	1:48.327	40.251	32.674	115.9	35.402
11	15:56:03.584	1:51.523	40.696	34.963	116.2	35.864
12	15:57:52.449	1:48.865	40.426	32.729	116.6	35.710
13	15:59:42.435	1:49.986	40.820	33.097	116.1	36.069

(11) Max Parker

Lap	Time of Day	Lap Tm	S1 Tm	S2 Tm	SPd	S3 Tm
1	15:36:22.472	1:55.857	44.712	34.278	113.3	36.867
2	15:38:13.982	1:51.510	40.903	34.712	112.1	35.895
3	15:40:08.741	1:54.759	41.817	34.516	113.3	38.426
4	15:43:21.231	3:12.490	44.150	1:26.451	27.9	1:01.889
5	15:45:12.113	1:50.882	41.011	34.139	112.7	35.732
6	15:47:03.588	1:51.475	41.883	34.277	112.6	35.315
7	15:48:53.331	1:49.743	40.499	33.886	113.3	35.358
8	15:50:44.056	1:50.725	40.861	34.015	113.5	35.849
9	15:52:34.007	1:49.951	40.388	33.848	114.0	35.715
10	15:54:24.212	1:50.205	40.423	33.911	113.3	35.871
11	15:56:15.177	1:50.965	40.809	33.899	114.3	36.257
12	15:58:06.563	1:51.386	41.116	34.239	112.7	36.031
13	15:59:57.902	1:51.339	40.856	34.437	113.3	36.046

(46) John Fabijanic

Lap	Time of Day	Lap Tm	S1 Tm	S2 Tm	SPd	S3 Tm
1	15:36:22.986	1:56.231	45.510	35.202	115.6	35.519
2	15:38:14.657	1:51.671	41.629	34.744	114.5	35.298
3	15:40:13.592	1:58.935	43.471	36.761	112.6	38.703

Bill Skibbe Chief of Timing & Scoring — **Orbits**

Mike West Race Director

Maggie Clark Region Chief Steward

Sanction #22-ST-57254

Printed: 2/19/2022 4:18:40 PM



Sports Car Club of America

HOOSIER RACING TIRE SUPER TOUR

Time Cards - Three Sectors and Speed Trap

Buttonwillow Hoosier Super Tour

Group 6 FX,FA,FC,FE2,P1,P2,PX — **Buttonwillow CW 2.920 miles**

Grp 6 FX,FA,FC,FE2,P1,P2,PX Race 1 — **2/19/2022 15:25**

Race (25:00 Time) started at 15:33:59

Lap	Time of Day	Lap Tm	S1 Tm	S2 Tm	SPd	S3 Tm
4	15:43:21.966	3:08.374	49.192	1:17.733	29.9	1:01.449
5	15:45:12.822	1:50.856	41.173	34.488	116.7	35.195
6	15:47:05.205	1:52.383	41.941	34.441	116.9	36.001
7	15:48:58.504	1:53.299	43.896	34.222	116.2	35.181
8	15:50:50.703	1:52.199	42.224	34.790	114.1	35.185
9	15:52:41.558	1:50.855	41.289	34.527	115.8	35.039
10	15:54:36.344	1:54.786	44.033	35.194	115.1	35.559
11	15:56:28.853	1:52.509	41.575	35.244	114.1	35.690
12	15:58:22.183	1:53.330	41.687	36.001	111.3	35.642
13	16:00:14.617	1:52.434	41.871	34.694	114.9	35.869

(53) Paul MacFarlane

Lap	Time of Day	Lap Tm	S1 Tm	S2 Tm	SPd	S3 Tm
1	15:36:24.509	1:57.234	45.330	35.277	113.7	36.627
2	15:38:18.630	1:54.121	42.421	34.122	113.0	37.578
3	15:40:20.067	2:01.437	45.968	35.948	109.8	39.521
4	15:43:23.671	3:03.604	45.601	1:16.327	31.8	1:01.676
5	15:45:16.318	1:52.647	42.025	34.312	114.0	36.310
6	15:47:08.396	1:52.078	41.848	33.715	113.7	36.515
7	15:49:15.098	2:06.702	42.376	34.814	114.5	49.512
8	15:51:09.103	1:54.005	41.636	35.477	113.2	36.892
9	15:53:00.711	1:51.608	41.336	33.833	112.4	36.439
10	15:54:51.909	1:51.198	41.416	33.814	112.6	35.968
11	15:56:43.992	1:52.083	41.793	33.799	112.9	36.491
12	15:58:35.499	1:51.507	41.737	33.846	113.7	35.924
13	16:00:26.613	1:51.114	40.862	33.501	112.4	36.751

(06) Terrance Carraher

Lap	Time of Day	Lap Tm	S1 Tm	S2 Tm	SPd	S3 Tm
1	15:36:26.020	1:58.624	45.710	36.099	114.6	36.815
2	15:38:21.470	1:55.450	42.947	34.569	114.1	37.934
3	15:40:27.923	2:06.453	47.314	38.567	100.1	40.572
4	15:43:24.491	2:56.568	48.100	1:07.083	32.0	1:01.385
5	15:45:19.153	1:54.662	43.207	35.064	115.8	36.391
6	15:47:13.677	1:54.524	42.561	34.228	116.2	37.735
7	15:49:08.614	1:54.937	42.623	34.426	103.3	37.888
8	15:51:02.051	1:53.437	41.908	34.319	115.9	37.210
9	15:52:57.648	1:55.597	43.529	35.856	116.4	36.212
10	15:54:50.701	1:53.053	42.397	34.646	116.4	36.010
11	15:56:42.958	1:52.257	42.606	33.794	116.4	35.857
12	15:58:35.941	1:52.983	41.989	34.422	114.0	36.572
13	16:00:28.889	1:52.948	42.661	34.120	116.2	36.167

(1) David Schnell

Lap	Time of Day	Lap Tm	S1 Tm	S2 Tm	SPd	S3 Tm
1	15:36:30.531	2:03.084	47.106	38.507	110.4	37.471
2	15:38:28.712	1:58.181	44.090	36.813	108.2	37.278
3	15:40:30.123	2:01.411	44.134	38.481	104.8	38.796
4	15:43:27.452	2:57.329	47.866	1:07.307	33.6	1:02.156
5	15:45:24.939	1:57.487	44.167	36.500	112.4	36.820
6	15:47:20.771	1:55.832	43.190	35.740	112.1	36.902
7	15:49:16.981	1:56.210	43.005	35.661	111.5	37.544
8	15:51:13.916	1:56.935	43.250	36.265	110.6	37.420
9	15:53:09.322	1:55.406	42.676	35.852	112.3	36.878
10	15:55:05.886	1:56.564	43.113	36.793	111.9	36.658
11	15:57:03.880	1:57.994	43.255	36.423	111.3	38.316
12	15:59:00.178	1:56.298	42.470	35.768	112.3	38.060
13	16:00:57.879	1:57.701	43.816	36.463	112.3	37.422

(8) Tim Day Jr

Lap	Time of Day	Lap Tm	S1 Tm	S2 Tm	SPd	S3 Tm
1	15:35:47.937	1:47.692	43.366	31.242	128.1	33.084
2	15:37:29.804	1:41.867	39.229	30.269	127.7	32.369
3	15:39:26.198	1:56.394	41.317	35.090	94.9	39.987
4	15:43:13.398	3:47.200	1:01.229	1:35.001	36.5	1:10.970
5	15:44:56.573	1:43.175	40.003	30.656	128.1	32.516
6	15:46:36.939	1:40.366	38.079	30.024	129.5	32.263
7	15:48:16.967	1:40.028	37.809	30.146	127.1	32.073
8	15:49:56.602	1:39.635	37.686	29.776	128.5	32.173
9	15:51:37.080	1:40.478	38.239	29.936	128.9	32.303
10	15:53:16.649	1:39.569	37.738	29.888	127.7	31.943
11	15:55:00.669	1:44.020	37.960	32.968	124.6	33.092

(75) Rick Payne

Lap	Time of Day	Lap Tm	S1 Tm	S2 Tm	SPd	S3 Tm
1	15:36:30.557	2:04.405	42.063	45.469	114.9	36.873
2	15:38:25.762	1:55.205	42.419	36.023	105.3	36.763
3	15:40:28.371	2:02.609	43.546	38.734	106.7	40.329
p4	15:47:23.495	6:55.124	47.964	1:07.494	31.5	
5	15:49:20.129	1:56.634		33.660	118.1	34.193
6	15:51:11.712	1:51.583		32.701	120.5	38.676
7	15:53:00.333	1:48.621	40.964	32.750	121.6	34.907
8	15:54:47.266	1:46.933	39.932	32.928	119.5	34.073
9	15:56:32.378	1:45.112	39.069	31.984	119.8	34.059
10	15:58:19.524	1:47.146	38.893	33.652	119.6	34.601
11	16:00:04.331	1:44.807	39.093	31.743	121.6	33.971

(02) Kim Willcox

Lap	Time of Day	Lap Tm	S1 Tm	S2 Tm	SPd	S3 Tm
1	15:41:09.360	2:02.316	47.546	36.829	112.1	37.941
2	15:43:27.724	2:18.364	44.394	36.646	99.9	57.324
3	15:45:22.433	1:54.709	42.549	35.693	114.8	36.467
4	15:47:17.791	1:55.358	42.603	35.315	114.9	37.440
5	15:49:13.087	1:55.296	42.310	35.209	113.2	37.777
6	15:51:09.370	1:56.283	42.667	36.237	113.2	37.379
7	15:53:05.124	1:55.754	43.207	35.484	113.8	37.063
8	15:55:01.098	1:55.974	43.213	35.693	113.0	37.068
9	15:56:56.920	1:55.822	42.981	35.309	111.8	37.532
10	15:58:51.208	1:54.288	42.327	35.169	113.8	36.792
11	16:00:46.475	1:55.267	42.439	35.607	108.2	37.221

(14) Glenn Woloski

Lap	Time of Day	Lap Tm	S1 Tm	S2 Tm	SPd	S3 Tm
1	15:43:11.909	3:58.621	1:10.971	1:34.922	35.2	1:12.728
2	15:45:10.215	1:58.306	44.095	36.511	114.1	37.700
3	15:47:04.522	1:54.307	42.589	35.647	114.9	36.071
4	15:49:01.503	1:56.981	45.339	35.389	116.6	36.253
5	15:50:56.039	1:54.536	42.915	35.478	116.7	36.143
6	15:52:52.629	1:56.590	44.842	35.454	117.1	36.294
7	15:54:49.813	1:57.184	45.504	35.821	116.9	35.859

(7) Joseph Moran

Lap	Time of Day	Lap Tm	S1 Tm	S2 Tm	SPd	S3 Tm
1	15:35:52.335	1:51.718	45.367	32.191	128.1	34.160
2	15:37:36.627	1:44.292	39.607	31.587	128.9	33.098
3	15:39:31.025	1:54.398	46.087	32.418	126.7	35.893
4	15:43:16.849	3:45.824	1:01.272	1:35.233	30.2	1:09.319
5	15:45:03.886	1:47.037	40.164	33.635	128.5	33.238

(23) Jim Devenport

Lap	Time of Day	Lap Tm	S1 Tm	S2 Tm	SPd	S3 Tm
1	15:35:39.468	1:39.818	39.134	28.824	136.4	31.860

Bill Skibbe Chief of Timing & Scoring — **Orbits**

Mike West Race Director

Maggie Clark Region Chief Steward

Sanction #22-ST-57254

Printed: 2/19/2022 4:18:40 PM



Sports Car Club of America