

CoTA Hoosier Racing Tire Super Tour

Group 5 SRF3

CoTA 3.410 miles

Grp 5 SRF3 Race 1

2/3/2018 14:30

Race (25:00 Time) started at 14:58:05

(31) Robeson Clay Russell

Lap	Time of Day	Lap Tm	S1	S2	SPd	S3
1	15:00:46.681	2:40.996	40.913	58.668	120.258	1:01.415
2	15:05:45.505	4:58.824	56.338	2:09.135	46.730	1:53.351
3	15:11:16.450	5:30.945	1:11.740	2:14.797	38.632	2:04.408
4	15:13:47.592	2:31.142	33.921	57.408	121.126	59.813
5	15:16:17.020	2:29.428	33.051	56.787	**121.786**	59.590
6	15:18:45.907	2:28.887	33.163	**56.786**	121.565	58.938
7	15:21:14.635	**2:28.728**	32.999	57.012	121.345	**58.717**
8	15:23:43.429	2:28.794	**32.769**	57.003	121.565	59.022

(119) Grayson Strathman

Lap	Time of Day	Lap Tm	S1	S2	SPd	S3
1	15:00:48.450	2:42.519	42.070	58.812	114.122	1:01.637
2	15:05:49.454	5:01.004	57.632	2:09.347	38.923	1:54.025
3	15:11:17.913	5:28.459	1:11.558	2:14.896	42.071	2:02.005
4	15:13:49.856	2:31.943	34.027	57.909	121.786	1:00.007
5	15:16:18.993	2:29.137	**32.799**	**56.657**	118.768	59.681
6	15:18:48.620	2:29.627	33.160	56.942	120.908	59.525
7	15:21:17.589	2:28.969	32.975	56.674	120.908	59.320
8	15:23:46.332	**2:28.743**	32.827	57.008	**122.007**	**58.908**

(4) Denny Stripling

Lap	Time of Day	Lap Tm	S1	S2	SPd	S3
1	15:00:47.417	2:42.167	41.592	58.645	120.908	1:01.930
2	15:05:46.314	4:58.897	56.149	2:09.515	42.769	1:53.233
3	15:11:16.773	5:30.459	1:11.596	2:14.735	37.976	2:04.128
4	15:13:48.644	2:31.871	34.097	57.709	121.126	1:00.065
5	15:16:18.723	2:30.079	33.076	57.518	**122.007**	59.485
6	15:18:48.607	2:29.884	33.043	**57.205**	121.786	59.636
7	15:21:18.745	2:30.138	33.231	57.423	121.345	59.484
8	15:23:48.095	**2:29.350**	**32.881**	57.218	121.126	**59.251**

(24) Todd Harris

Lap	Time of Day	Lap Tm	S1	S2	SPd	S3
1	15:00:47.717	2:42.129	42.128	58.915	126.135	1:01.086
2	15:05:48.751	5:01.034	57.755	2:09.233	39.196	1:54.046
3	15:11:17.460	5:28.709	1:11.120	2:14.935	40.967	2:02.654
4	15:13:50.941	2:33.481	34.196	58.187	116.298	1:01.098
5	15:16:21.397	2:30.456	33.124	57.105	123.127	1:00.227
6	15:18:52.915	2:31.518	33.214	57.828	125.663	1:00.476
7	15:21:24.450	2:31.535	32.865	58.986	124.961	**59.684**
8	15:23:54.085	**2:29.635**	**32.850**	**56.893**	**126.611**	59.892

(18) Gary Glanger

Lap	Time of Day	Lap Tm	S1	S2	SPd	S3
1	15:00:49.866	2:43.387	41.853	59.114	120.043	1:02.420
2	15:05:51.453	5:01.587	57.682	2:10.952	47.591	1:52.953
3	15:11:18.509	5:27.056	1:11.600	2:15.182	42.796	2:00.274
4	15:13:50.521	2:32.012	34.121	57.541	119.829	1:00.350
5	15:16:21.032	**2:30.511**	33.329	**57.150**	**124.497**	1:00.032
6	15:18:52.571	2:31.539	33.312	58.078	120.043	1:00.149
7	15:21:23.810	2:31.239	33.533	58.050	120.474	**59.656**
8	15:23:54.524	2:30.714	**33.240**	57.527	122.901	59.947

(10) Mike Miserendino

Lap	Time of Day	Lap Tm	S1	S2	SPd	S3
1	15:00:49.640	2:44.393	42.216	59.648	114.708	1:02.529
2	15:05:50.491	5:00.851	57.182	2:10.308	47.659	1:53.361
3	15:11:18.017	5:27.526	1:11.422	2:15.181	39.730	2:00.923
4	15:13:51.289	2:33.272	34.333	57.808	118.979	1:01.131
5	15:16:21.749	2:30.460	33.276	57.173	**125.428**	1:00.011
6	15:18:53.455	2:31.706	33.226	57.673	115.896	1:00.807
7	15:21:24.684	2:31.229	33.308	58.159	121.126	**59.762**
8	15:23:55.114	**2:30.430**	**32.846**	**56.822**	120.474	1:00.762

(56) Richard Stephens

Lap	Time of Day	Lap Tm	S1	S2	SPd	S3
1	15:00:51.039	2:44.272	42.178	59.092	120.043	1:03.002
2	15:05:53.353	5:02.314	57.479	2:11.692	49.450	1:53.143
3	15:11:19.506	5:26.153	1:11.112	2:15.667	41.193	1:59.374
4	15:13:52.013	2:32.507	34.343	57.959	124.497	1:00.205
5	15:16:22.804	2:30.791	33.316	57.783	122.230	**59.692**
6	15:18:53.778	2:30.974	**32.905**	57.458	124.267	1:00.611
7	15:21:25.355	2:31.577	33.224	58.600	122.676	59.753
8	15:23:55.353	**2:29.998**	33.015	**57.290**	**125.428**	59.693

(7) Scott Rettich

Lap	Time of Day	Lap Tm	S1	S2	SPd	S3
1	15:00:47.679	2:41.334	40.821	58.927	122.007	1:01.586
2	15:05:47.769	5:00.090	56.796	2:09.603	40.375	1:53.691
3	15:11:17.150	5:29.381	1:11.045	2:14.663	36.709	2:03.673
4	15:13:49.545	2:32.395	34.204	57.751	**123.127**	1:00.440
5	15:16:20.783	2:31.238	33.311	57.723	122.901	1:00.204
6	15:18:53.211	2:32.428	33.376	58.304	122.676	1:00.748
7	15:21:25.050	2:31.839	33.251	58.530	120.258	**1:00.058**
8	15:23:55.685	**2:30.635**	**33.020**	**57.525**	123.127	1:00.090

(80) Whitney Strickland

Lap	Time of Day	Lap Tm	S1	S2	SPd	S3
1	15:00:53.038	2:45.954	43.246	1:00.988	118.558	1:01.720
2	15:05:55.472	5:02.434	57.637	2:12.568	53.812	1:52.229
3	15:11:20.741	5:25.269	1:11.087	2:16.137	39.151	1:58.045
4	15:13:54.231	2:33.490	34.697	58.359	**124.961**	1:00.434
5	15:16:25.881	2:31.650	33.405	57.920	121.126	1:00.325
6	15:18:56.198	2:30.317	33.095	**57.293**	122.007	59.929
7	15:21:26.031	**2:29.833**	32.863	57.659	122.007	**59.311**
8	15:23:55.887	2:29.856	**32.747**	57.390	122.007	59.719

(37) Corey Condit

Lap	Time of Day	Lap Tm	S1	S2	SPd	S3
1	15:00:50.694	2:43.625	41.577	59.099	118.349	1:02.949
2	15:05:52.039	5:01.345	57.384	2:11.116	48.803	1:52.845
3	15:11:18.715	5:26.676	1:11.633	2:15.311	46.311	1:59.732
4	15:13:53.041	2:34.326	34.811	58.418	120.258	1:01.097
5	15:16:26.711	2:33.670	34.238	58.258	120.908	1:01.174
6	15:18:59.125	2:32.414	33.413	58.339	123.127	1:00.662
7	15:21:29.496	**2:30.371**	**33.126**	**57.535**	**124.729**	**59.710**
8	15:24:00.496	2:31.000	33.163	57.638	120.908	1:00.199

(45) Thomas W Burt

Lap	Time of Day	Lap Tm	S1	S2	SPd	S3
1	15:00:51.820	2:45.037	42.367	59.240	121.786	1:03.430
2	15:05:54.197	5:02.377	57.438	2:12.445	54.868	1:52.494
3	15:11:20.007	5:25.810	1:11.169	2:15.844	38.744	1:58.797
4	15:13:53.255	2:33.248	34.170	58.257	**124.267**	1:00.821
5	15:16:26.388	2:33.133	33.643	58.188	121.345	1:01.302
6	15:18:58.635	2:32.247	33.260	58.424	121.786	1:00.563
7	15:21:30.481	2:31.846	**33.137**	**57.995**	123.127	1:00.714
8	15:24:02.226	**2:31.745**	33.263	58.059	122.007	**1:00.423**

(93) Steven Coates

Lap	Time of Day	Lap Tm	S1	S2	SPd	S3
1	15:00:56.122	2:45.629	41.017	1:01.840	125.194	1:02.772
2	15:05:58.974	5:02.852	57.048	2:14.013	42.878	1:51.791
3	15:11:22.938	5:23.964	1:10.328	2:17.486	40.718	1:56.150
4	15:13:57.879	2:34.941	34.747	59.163	122.901	1:01.031
5	15:16:29.918	2:32.039	33.535	57.961	123.808	1:00.543
6	15:19:01.379	2:31.461	**33.115**	57.643	**127.091**	1:00.703
7	15:21:32.360	**2:30.981**	33.214	**57.552**	123.127	**1:00.215**
8	15:24:03.571	2:31.211	33.191	57.732	122.901	1:00.288

(27) Mark Snyder

Lap	Time of Day	Lap Tm	S1	S2	SPd	S3
1	15:00:57.900	2:49.605	42.839	1:01.913	115.497	1:04.853
2	15:06:01.244	5:03.344	57.322	2:14.284	38.721	1:51.738
3	15:11:24.146	5:22.902	1:10.376	2:17.886	40.473	1:54.640
4	15:13:59.507	2:35.361	34.618	59.406	116.298	1:01.337
5	15:16:32.244	2:32.737	33.548	58.027	125.194	1:01.162
6	15:19:03.253	2:31.009	33.269	57.852	123.127	59.888
7	15:21:34.275	2:31.022	33.042	**57.442**	**125.663**	1:00.538
8	15:24:04.678	**2:30.403**	**33.014**	57.549	121.565	**59.840**

(11) Johnny R Meriggi

Lap	Time of Day	Lap Tm	S1	S2	SPd	S3
1	15:00:52.349	2:44.999	42.145	59.543	118.141	1:03.311
2	15:05:54.922	5:02.573	57.789	2:12.460	53.215	1:52.324
3	15:11:20.323	5:25.401	1:11.143	2:15.820	37.156	1:58.438
4	15:13:55.048	2:34.725	34.693	58.673	124.729	1:01.359

Chief of Timing & Scoring

Orbits

Race Director



CoTA Hoosier Racing Tire Super Tour

Group 5 SRF3

CoTA 3.410 miles

Grp 5 SRF3 Race 1

2/3/2018 14:30

Race (25:00 Time) started at 14:58:05

Lap	Time of Day	Lap Tm	S1	S2	SPd	S3
5	15:16:28.625	2:33.577	33.665	59.189	121.345	1:00.723
6	15:19:02.033	2:33.408	33.481	58.510	**126.851**	1:01.417
7	15:21:34.068	**2:32.035**	**33.308**	58.216	122.230	**1:00.511**
8	15:24:06.701	2:32.633	33.563	**58.212**	120.908	1:00.858

(103) Robert W. Reed

Lap	Time of Day	Lap Tm	S1	S2	SPd	S3
1	15:00:59.675	2:49.957	42.039	1:02.685	120.908	1:05.233
2	15:06:04.155	5:04.480	57.989	2:14.739	35.244	1:51.752
3	15:11:26.595	5:22.440	1:10.684	2:19.080	37.593	1:52.676
4	15:14:00.645	2:34.050	34.539	58.507	123.353	1:01.004
5	15:16:33.628	2:32.983	33.439	58.905	123.353	1:00.639
6	15:19:05.489	2:31.861	33.551	58.304	122.676	**1:00.006**
7	15:21:37.079	**2:31.590**	**33.390**	**57.866**	**124.037**	1:00.334
8	15:24:09.254	2:32.175	33.408	58.503	121.345	1:00.264

(91) Matias Bonnier

Lap	Time of Day	Lap Tm	S1	S2	SPd	S3
1	15:00:54.163	2:46.159	42.076	1:01.263	119.190	1:02.820
2	15:05:56.229	5:02.066	57.366	2:13.800	44.766	1:50.900
3	15:11:21.565	5:25.336	1:10.956	2:17.352	39.014	1:57.028
4	15:13:56.404	2:34.839	34.663	58.619	122.007	1:01.557
5	15:16:29.309	**2:32.905**	34.000	**57.964**	**123.127**	1:00.941
6	15:19:03.077	2:33.768	34.417	58.814	121.345	1:00.537
7	15:21:36.074	2:32.997	33.784	58.711	121.126	**1:00.502**
8	15:24:10.206	2:34.132	**33.773**	58.876	118.768	1:01.483

(84) Tom Dalrymple

Lap	Time of Day	Lap Tm	S1	S2	SPd	S3
1	15:00:58.581	2:50.076	42.465	1:02.947	116.298	1:04.664
2	15:06:02.503	5:03.922	57.466	2:14.864	40.206	1:51.592
3	15:11:25.518	5:23.015	1:10.604	2:18.223	44.826	1:54.188
4	15:14:00.975	2:35.457	34.618	58.760	115.697	1:02.079
5	15:16:33.271	2:32.296	33.565	58.220	**123.127**	1:00.511
6	15:19:06.633	2:33.362	33.684	58.763	113.160	1:00.915
7	15:21:38.098	**2:31.465**	33.180	**58.191**	122.230	**1:00.094**
8	15:24:10.565	2:32.467	**32.977**	58.221	122.676	1:01.269

(00) Scott Monroe

Lap	Time of Day	Lap Tm	S1	S2	SPd	S3
1	15:00:56.604	2:48.819	42.880	1:02.220	120.043	1:03.719
2	15:05:59.962	5:03.358	57.536	2:13.798	38.345	1:52.024
3	15:11:23.243	5:23.281	1:10.324	2:17.465	39.519	1:55.492
4	15:13:59.290	2:36.047	35.124	59.609	**123.580**	1:01.314
5	15:16:32.005	2:32.715	**33.404**	58.200	122.901	1:01.111
6	15:19:04.625	2:32.620	33.836	58.179	121.786	1:00.605
7	15:21:36.523	**2:31.898**	33.522	**58.111**	122.901	**1:00.265**
8	15:24:10.801	2:34.278	33.832	58.364	114.708	1:02.082

(22) Lee McNeish

Lap	Time of Day	Lap Tm	S1	S2	SPd	S3
1	15:00:55.021	2:46.308	41.445	1:01.890	122.453	1:02.973
2	15:05:57.586	5:02.565	57.386	2:13.874	42.988	1:51.305
3	15:11:22.603	5:25.017	1:10.618	2:17.431	44.796	1:56.968
4	15:13:58.773	2:36.170	34.663	1:00.126	122.007	1:01.381
5	15:16:32.862	2:34.089	33.263	58.813	120.908	1:02.013
6	15:19:07.144	2:34.282	34.551	58.459	112.591	1:01.272
7	15:21:38.972	**2:31.828**	33.098	58.599	**122.901**	**1:00.131**
8	15:24:11.088	2:32.116	**32.965**	**58.173**	120.474	1:00.978

(76) Brian Grigsby

Lap	Time of Day	Lap Tm	S1	S2	SPd	S3
1	15:00:59.076	2:51.702	44.245	1:02.659	118.558	1:04.798
2	15:06:03.674	5:04.598	57.676	2:14.809	41.835	1:52.113
3	15:11:25.901	5:22.227	1:10.462	2:18.691	41.244	1:53.074
4	15:14:01.563	2:35.662	35.589	58.637	122.007	1:01.436
5	15:16:34.979	2:33.416	33.657	58.302	116.906	1:01.457
6	15:19:07.487	2:32.508	33.145	**58.226**	110.368	1:01.137
7	15:21:39.702	2:32.215	33.250	58.627	**123.127**	**1:00.338**
8	15:24:11.907	**2:32.205**	**33.080**	58.243	119.190	1:00.882

(111) Bruce Myers

Lap	Time of Day	Lap Tm	S1	S2	SPd	S3
1	15:00:56.999	2:47.614	41.963	1:02.203	119.402	1:03.448
2	15:06:00.531	5:03.532	57.595	2:14.140	40.497	1:51.797
3	15:11:23.445	5:22.914	1:10.490	2:17.937	39.288	1:54.487
4	15:14:00.631	2:37.186	34.495	59.891	123.580	1:02.800
5	15:16:34.688	2:34.057	34.254	58.333	119.615	1:01.470
6	15:19:08.135	2:33.447	33.820	**57.954**	115.896	1:01.673
7	15:21:40.650	2:32.515	**33.017**	58.316	117.933	1:01.182
8	15:24:12.230	**2:31.580**	33.065	57.964	**124.037**	**1:00.551**

(64) Matt Gray

Lap	Time of Day	Lap Tm	S1	S2	SPd	S3
1	15:01:00.014	2:49.916	41.744	1:02.692	118.141	1:05.480
2	15:06:04.870	5:04.856	58.200	2:15.101	39.265	1:51.555
3	15:11:27.008	5:22.138	1:10.538	2:19.065	38.127	1:52.535
4	15:14:02.577	2:35.569	34.971	58.664	122.676	1:01.934
5	15:16:35.404	2:32.827	33.390	58.169	**123.127**	1:01.268
6	15:19:08.413	2:33.009	33.360	58.223	122.453	1:01.426
7	15:21:41.561	2:33.148	**33.271**	58.800	121.786	1:01.077
8	15:24:13.570	**2:32.009**	33.295	**57.858**	121.565	**1:00.856**

(74) Sal Webber

Lap	Time of Day	Lap Tm	S1	S2	SPd	S3
1	15:01:00.772	2:49.187	40.726	1:02.543	111.468	1:05.918
2	15:06:06.433	5:05.661	59.172	2:15.784	40.375	1:50.705
3	15:11:28.070	5:21.637	1:10.813	2:19.654	39.403	1:51.170
4	15:14:03.727	2:35.657	34.690	59.177	117.110	1:01.790
5	15:16:36.720	2:32.993	33.784	58.397	121.126	1:00.812
6	15:19:09.052	2:32.332	33.548	58.071	118.349	**1:00.713**
7	15:21:42.158	2:33.106	33.079	58.367	121.126	1:01.660
8	15:24:14.040	**2:31.882**	**33.009**	**57.552**	**124.037**	1:01.321

(28) Leonardo Del Castillo

Lap	Time of Day	Lap Tm	S1	S2	SPd	S3
1	15:01:00.376	2:51.358	43.053	1:02.644	112.027	1:05.661
2	15:06:05.914	5:05.538	58.905	2:15.843	41.193	1:50.790
3	15:11:27.458	5:21.544	1:10.260	2:19.434	40.718	1:51.850
4	15:14:04.982	2:37.524	34.954	59.657	117.520	1:02.913
5	15:16:39.944	2:34.962	34.537	58.947	**122.453**	1:01.478
6	15:19:15.402	2:35.458	**33.939**	59.486	119.829	1:02.033
7	15:21:50.709	2:35.307	34.089	59.507	118.979	1:01.711
8	15:24:24.565	**2:33.856**	34.401	**58.550**	120.691	**1:00.905**

(26) Timothy Blakeley

Lap	Time of Day	Lap Tm	S1	S2	SPd	S3
1	15:01:02.072	2:52.419	43.105	1:02.977	115.299	1:06.337
2	15:06:07.741	5:05.669	59.084	2:16.363	41.757	1:50.222
3	15:11:29.118	5:21.377	1:10.571	2:20.519	34.324	1:50.287
4	15:14:05.716	2:36.598	35.103	59.158	118.558	1:02.337
5	15:16:40.576	2:34.860	34.145	58.916	113.543	1:01.799
6	15:19:16.521	2:35.945	33.672	59.532	114.708	1:02.741
7	15:21:51.087	2:34.566	**33.543**	59.210	110.916	1:01.813
8	15:24:25.074	**2:33.987**	33.746	**58.864**	**119.190**	**1:01.377**

(104) Ashley B Oaks

Lap	Time of Day	Lap Tm	S1	S2	SPd	S3
1	15:01:01.505	2:52.439	43.392	1:02.655	109.827	1:06.392
2	15:06:07.111	5:05.606	59.072	2:16.068	41.654	1:50.466
3	15:11:28.502	5:21.391	1:10.687	2:20.061	37.657	1:50.643
4	15:14:05.309	2:36.807	34.630	59.118	112.214	1:03.059
5	15:16:39.432	**2:34.123**	**33.751**	58.957	119.829	1:01.415
6	15:19:16.144	2:36.712	33.986	59.971	117.933	1:02.755
7	15:21:51.369	2:35.225	34.391	58.968	111.284	1:01.866
8	15:24:25.533	2:34.164	34.127	**58.767**	**120.258**	**1:01.270**

(78) Jeffrey Lehner

Lap	Time of Day	Lap Tm	S1	S2	SPd	S3
1	15:01:04.936	2:52.693	41.104	1:04.379	119.829	1:07.210
2	15:06:10.816	5:05.880	59.575	2:16.916	45.836	1:49.389
3	15:11:31.187	5:20.371	1:10.956	2:20.392	32.015	1:49.023
4	15:14:07.787	2:36.600	34.671	59.772	122.007	1:02.157
5	15:16:43.961	2:36.174	34.406	58.863	122.676	1:02.905
6	15:19:18.208	2:34.247	**33.702**	59.170	**124.037**	1:01.375
7	15:21:52.670	2:34.462	33.901	**58.630**	114.708	1:01.931
8	15:24:26.532	**2:33.862**	33.982	58.636	122.676	**1:01.244**

(191) Stuart Rettie



CoTA Hoosier Racing Tire Super Tour

Group 5 SRF3 — CoTA 3.410 miles

Grp 5 SRF3 Race 1 — 2/3/2018 14:30

Race (25:00 Time) started at 14:58:05

Lap	Time of Day	Lap Tm	S1	S2	SPd	S3
1	15:01:06.480	2:53.330	40.804	1:04.616	122.230	1:07.910
2	15:06:12.615	5:06.135	59.442	2:17.640	45.805	1:49.053
3	15:11:32.101	5:19.486	1:10.900	2:21.193	33.040	1:47.393
4	15:14:08.027	2:35.926	34.716	59.102	**123.808**	1:02.108
5	15:16:43.126	2:35.099	33.865	**58.620**	122.676	1:02.614
6	15:19:17.371	**2:34.245**	**33.823**	59.168	123.127	1:01.254
7	15:21:51.991	2:34.620	34.051	58.977	123.353	1:01.592
8	15:24:26.743	2:34.752	34.920	58.680	123.127	**1:01.152**

(09) Will Wheeler

Lap	Time of Day	Lap Tm	S1	S2	SPd	S3
1	15:01:03.871	2:52.583	42.018	1:03.939	120.474	1:06.626
2	15:06:09.126	5:05.255	59.348	2:16.089	43.773	1:49.818
3	15:11:29.959	5:20.833	1:10.716	2:20.526	31.110	1:49.591
4	15:14:06.707	2:36.748	35.100	59.499	121.126	1:02.149
5	15:16:42.798	2:36.091	34.016	59.097	**122.676**	1:02.978
6	15:19:17.428	**2:34.630**	**33.662**	**58.441**	122.230	1:02.527
7	15:21:52.951	2:35.523	34.348	58.978	119.190	1:02.197
8	15:24:27.893	2:34.942	34.634	58.549	121.345	**1:01.759**

(44) Paul Miranda

Lap	Time of Day	Lap Tm	S1	S2	SPd	S3
1	15:01:04.316	2:54.352	43.643	1:03.901	122.007	1:06.808
2	15:06:09.739	5:05.423	59.340	2:16.450	43.321	1:49.633
3	15:11:30.729	5:20.990	1:10.841	2:20.418	32.046	1:49.731
4	15:14:07.184	2:36.455	34.670	59.722	122.453	1:02.063
5	15:16:42.209	2:35.025	33.871	59.254	**123.580**	1:01.900
6	15:19:16.900	**2:34.691**	**33.618**	**58.717**	122.676	1:02.356
7	15:21:51.767	2:34.867	33.835	59.033	121.345	1:01.999
8	15:24:28.199	2:36.432	35.346	59.629	121.565	**1:01.457**

(50) Greg Cirillo

Lap	Time of Day	Lap Tm	S1	S2	SPd	S3
1	15:01:05.635	2:53.652	41.792	1:04.463	**124.267**	1:07.397
2	15:06:11.495	5:05.860	59.494	2:17.318	43.518	1:49.048
3	15:11:31.802	5:20.307	1:10.939	2:20.732	32.894	1:48.636
4	15:14:08.742	2:36.940	35.233	59.464	116.703	1:02.243
5	15:16:44.412	2:35.670	33.856	58.840	116.298	1:02.974
6	15:19:18.415	**2:34.003**	**33.516**	59.070	123.353	**1:01.417**
7	15:21:53.250	2:34.835	33.913	**58.566**	106.684	1:02.356
8	15:24:28.345	2:35.095	34.008	59.374	121.786	1:01.713

(90) Jim Cote, Jr.

Lap	Time of Day	Lap Tm	S1	S2	SPd	S3
1	15:01:06.939	2:54.377	42.118	1:04.469	118.558	1:07.790
2	15:06:13.271	5:06.332	1:00.359	2:17.731	44.381	1:48.242
3	15:11:32.826	5:19.555	1:11.269	2:21.291	35.505	1:46.995
4	15:14:10.321	2:37.495	35.367	59.947	120.474	1:02.181
5	15:16:46.692	2:36.371	34.864	59.676	118.979	1:01.831
6	15:19:21.503	2:34.811	34.332	59.186	119.829	**1:01.293**
7	15:21:55.548	2:34.045	34.017	58.725	119.829	1:01.303
8	15:24:28.858	**2:33.310**	**33.755**	**58.240**	**122.230**	1:01.315

(2) Brian Bosien

Lap	Time of Day	Lap Tm	S1	S2	SPd	S3
1	15:01:08.185	2:56.464	42.523	1:05.713	112.402	1:08.228
2	15:06:15.040	5:06.855	1:00.150	2:18.881	46.665	1:47.824
3	15:11:33.450	5:18.410	1:12.108	2:21.309	37.998	1:44.993
4	15:14:12.107	2:38.657	35.761	59.905	115.697	1:02.991
5	15:16:48.415	2:36.308	34.233	59.435	115.896	1:02.640
6	15:19:23.830	2:35.415	34.231	58.921	**120.258**	1:02.263
7	15:21:57.974	**2:34.144**	**33.803**	**58.410**	116.906	1:01.931
8	15:24:32.331	2:34.357	33.931	58.750	117.315	**1:01.676**

(77) Charles Pigeon

Lap	Time of Day	Lap Tm	S1	S2	SPd	S3
1	15:01:07.247	2:56.937	42.830	1:05.993	113.543	1:08.114
2	15:06:14.060	5:06.813	1:00.408	2:18.361	44.587	1:48.044
3	15:11:32.903	5:18.843	1:11.366	2:21.696	40.892	1:45.781
4	15:14:11.265	2:38.362	35.570	1:00.190	107.884	1:02.602
5	15:16:47.865	2:36.600	34.240	59.679	108.407	1:02.681
6	15:19:23.117	2:35.252	34.344	59.057	**120.474**	1:01.851
7	15:21:57.388	**2:34.271**	**33.788**	**58.832**	118.768	**1:01.651**
8	15:24:32.879	2:35.491	34.043	59.418	112.214	1:02.030

(54) Scott Peterson

Lap	Time of Day	Lap Tm	S1	S2	SPd	S3
1	15:01:08.581	2:53.901	40.292	1:05.912	117.110	1:07.697
2	15:06:15.765	5:07.184	1:00.228	2:19.164	46.120	1:47.792
3	15:11:33.706	5:17.941	1:11.991	2:21.787	39.334	1:44.163
4	15:14:12.277	2:38.571	35.738	59.820	115.299	1:03.013
5	15:16:48.643	2:36.366	34.425	59.586	121.345	1:02.355
6	15:19:24.099	2:35.456	34.420	**58.943**	121.786	1:02.093
7	15:21:58.383	**2:34.284**	33.974	58.983	**122.230**	**1:01.327**
8	15:24:33.183	2:34.800	**33.903**	59.165	118.349	1:01.732

(73) Tray Ayres

Lap	Time of Day	Lap Tm	S1	S2	SPd	S3
1	15:01:29.865	2:46.362	34.591	1:05.262	118.558	1:06.509
2	15:06:38.989	5:09.124	56.510	2:30.621	37.955	1:41.993
3	15:11:45.599	5:06.610	1:10.932	2:26.376	48.556	1:29.302
4	15:14:22.905	2:37.306	34.386	1:00.170	121.565	1:02.750
5	15:16:58.835	2:35.930	34.443	1:00.066	122.230	1:01.421
6	15:19:31.946	2:33.111	34.133	58.245	124.037	1:00.733
7	15:22:02.939	2:30.993	33.160	57.632	124.497	**1:00.201**
8	15:24:33.439	**2:30.500**	**33.097**	**57.192**	**125.663**	1:00.211

(40) Brad Gorrondona

Lap	Time of Day	Lap Tm	S1	S2	SPd	S3
1	15:01:10.429	2:53.426	40.957	1:06.135	98.682	1:06.334
2	15:06:18.495	5:08.066	1:01.011	2:20.594	45.097	1:46.461
3	15:11:35.755	5:17.260	1:12.774	2:21.105	40.718	1:43.381
4	15:14:14.313	2:38.558	35.573	59.731	114.317	1:03.254
5	15:16:49.691	2:35.378	34.319	59.187	120.908	1:01.872
6	15:19:24.974	2:35.283	34.192	**58.886**	**122.901**	1:02.205
7	15:21:59.023	**2:34.049**	**33.609**	59.089	121.345	**1:01.351**
8	15:24:34.593	2:35.570	33.970	59.379	121.565	1:02.221

(5) Alexander Bermudez

Lap	Time of Day	Lap Tm	S1	S2	SPd	S3
1	15:01:08.898	2:54.399	41.120	1:05.496	121.786	1:07.783
2	15:06:16.325	5:07.427	1:00.660	2:19.094	48.381	1:47.673
3	15:11:34.301	5:17.976	1:12.201	2:21.712	40.595	1:44.063
4	15:14:12.638	2:38.337	35.599	1:00.372	122.230	1:02.366
5	15:16:49.273	2:36.635	34.616	59.624	121.345	1:02.395
6	15:19:24.695	2:35.422	34.094	59.282	**123.808**	1:02.046
7	15:21:59.989	**2:35.294**	34.342	59.372	123.127	**1:01.580**
8	15:24:35.682	2:35.693	**33.932**	**59.241**	122.453	1:02.520

(541) Maor Primo

Lap	Time of Day	Lap Tm	S1	S2	SPd	S3
1	15:01:10.192	2:53.780	39.669	1:06.029	115.299	1:08.082
2	15:06:17.731	5:07.539	1:00.419	2:19.992	43.744	1:47.128
3	15:11:34.951	5:17.220	1:12.783	2:21.153	42.660	1:43.284
4	15:14:13.937	2:38.986	35.683	1:00.346	114.317	1:02.957
5	15:16:50.997	2:37.060	35.010	59.760	**119.829**	1:02.290
6	15:19:26.349	2:35.352	34.344	59.210	115.497	**1:01.798**
7	15:22:02.735	2:36.386	34.155	59.524	118.768	1:02.707
8	15:24:37.645	**2:34.910**	**33.987**	**58.800**	118.558	1:02.123

(14) Paul Marino

Lap	Time of Day	Lap Tm	S1	S2	SPd	S3
1	15:01:13.267	2:51.672	36.574	1:04.442	106.009	1:10.656
2	15:06:21.823	5:08.556	1:01.630	2:21.889	49.017	1:45.037
3	15:11:36.628	5:14.805	1:13.757	2:21.051	47.829	1:39.997
4	15:14:17.254	2:40.626	35.485	1:01.651	118.349	1:03.490
5	15:16:54.114	2:36.860	34.171	1:00.188	115.896	1:02.501
6	15:19:29.144	2:35.030	33.646	59.389	110.733	1:01.995
7	15:22:03.945	2:34.801	33.610	59.801	121.345	**1:01.390**
8	15:24:37.997	**2:34.052**	**33.557**	**58.956**	**121.786**	1:01.539

(23) Colin Clark

Lap	Time of Day	Lap Tm	S1	S2	SPd	S3
1	15:01:33.746	2:46.436	34.682	1:06.898	114.512	1:04.856
2	15:06:43.192	5:09.446	56.291	2:32.856	46.926	1:40.299
3	15:11:48.380	5:05.188	1:12.000	2:25.085	43.716	1:28.103
4	15:14:26.115	2:37.735	34.924	1:00.418	115.697	1:02.393
5	15:17:02.756	2:36.641	34.479	59.742	114.904	1:02.420
6	15:19:36.744	2:33.988	33.765	58.397	119.402	1:01.826



CoTA Hoosier Racing Tire Super Tour

Group 5 SRF3 — CoTA 3.410 miles

Grp 5 SRF3 Race 1 — 2/3/2018 14:30

Race (25:00 Time) started at 14:58:05

Lap	Time of Day	Lap Tm	S1	S2	SPd	S3
7	15:22:09.406	2:32.662	33.610	58.484	118.768	1:00.568
8	15:24:39.303	**2:29.897**	**33.070**	**57.036**	**119.615**	**59.791**
(29) Carl Hayward						
1	15:01:09.561	2:56.885	43.091	1:06.284	114.904	1:07.510
2	15:06:17.053	5:07.492	1:00.534	2:19.344	46.926	1:47.614
3	15:11:34.592	5:17.539	1:12.010	2:21.834	41.269	1:43.695
4	15:14:13.359	2:38.767	35.635	1:00.391	115.497	1:02.741
5	15:16:50.692	2:37.333	34.416	1:00.933	117.520	1:01.984
6	15:19:26.245	**2:35.553**	**34.240**	59.551	118.768	**1:01.762**
7	15:22:03.638	2:37.393	34.710	59.444	**120.908**	1:03.239
8	15:24:39.425	2:35.787	34.332	**59.315**	120.258	1:02.140
(19) Rick Bartuska						
1	15:01:34.287	3:21.170	41.430	1:34.938	108.232	1:04.802
2	15:06:44.613	5:10.326	56.129	2:33.527	48.661	1:40.670
3	15:11:49.172	5:04.559	1:11.163	2:25.521	43.126	1:27.875
4	15:14:28.206	2:39.034	35.095	1:01.321	118.979	1:02.618
5	15:17:03.654	2:35.448	34.093	59.390	**124.729**	1:01.965
6	15:19:40.049	2:36.395	34.408	1:00.492	122.230	1:01.495
7	15:22:14.352	2:34.303	**33.372**	59.082	124.729	1:01.849
8	15:24:47.586	**2:33.234**	33.440	**58.735**	122.676	**1:01.059**
(81) John Arscott						
1	15:01:14.065	2:57.565	41.098	1:08.786	106.514	1:07.681
2	15:06:22.893	5:08.828	1:01.480	2:22.930	40.867	1:44.418
3	15:11:37.656	5:14.763	1:13.544	2:21.083	43.631	1:40.136
4	15:14:19.137	2:41.481	36.545	1:00.792	107.366	1:04.144
5	15:16:56.986	2:37.849	34.806	59.520	110.733	1:03.523
6	15:19:36.074	2:39.088	34.354	1:00.251	109.827	1:04.483
7	15:22:12.466	**2:36.392**	35.074	**59.107**	**116.500**	**1:02.211**
8	15:24:49.681	2:37.215	**34.069**	59.801	114.904	1:03.345
(157) Jason Kubasak						
1	15:01:11.234	2:49.821	37.336	1:06.819	110.187	1:05.666
2	15:06:19.869	5:08.635	1:02.174	2:21.052	44.206	1:45.409
3	15:11:37.191	5:17.322	1:13.656	2:20.913	45.127	1:42.753
4	15:14:18.132	2:40.941	35.656	1:01.401	108.407	1:03.884
5	15:16:55.687	2:37.555	34.229	1:00.347	114.708	1:02.979
6	15:19:35.503	2:39.816	**34.048**	1:01.023	116.703	1:04.745
7	15:22:14.588	2:39.085	34.354	1:00.348	111.099	1:04.383
8	15:24:51.204	**2:36.616**	34.271	**59.811**	**118.979**	**1:02.534**
(021) Sabre Cook						
1	15:01:15.708	2:50.081	36.566	1:04.792	107.195	1:08.723
2	15:06:24.483	5:08.775	1:01.331	2:22.769	38.923	1:44.675
3	15:11:38.240	5:13.757	1:13.238	2:21.721	51.107	1:38.798
4	15:14:22.167	2:43.927	36.716	1:02.113	110.187	1:05.098
5	15:17:00.307	2:38.140	34.763	1:00.489	113.736	1:02.888
6	15:19:37.976	2:37.669	**34.251**	**59.608**	117.726	1:03.810
7	15:22:15.355	2:37.379	34.747	59.625	120.043	1:03.007
8	15:24:51.698	**2:36.343**	34.620	59.684	**120.474**	**1:02.039**
(70) John Hall						
1	15:01:16.444	2:48.283	35.854	1:04.720	118.768	1:07.709
2	15:06:26.262	5:09.818	1:01.515	2:24.402	40.279	1:43.901
3	15:11:39.836	5:13.574	1:12.733	2:22.972	46.311	1:37.869
4	15:14:20.152	2:40.316	35.443	1:01.353	119.829	1:03.520
5	15:16:58.518	2:38.366	34.984	1:00.189	**122.676**	1:03.193
6	15:19:35.029	2:36.511	34.277	**59.196**	116.097	1:03.038
7	15:22:16.114	2:41.085	**34.169**	59.639	118.141	1:07.277
8	15:24:52.540	**2:36.426**	34.343	59.484	120.043	**1:02.599**
(82) Steven Schuh						
1	15:01:16.039	2:47.545	36.072	1:03.559	113.543	1:07.914
2	15:06:25.504	5:09.465	1:01.494	2:23.535	43.349	1:44.436
3	15:11:38.553	5:13.049	1:12.947	2:22.447	45.249	1:37.655
4	15:14:22.102	2:43.549	36.101	1:02.309	118.558	1:05.139
5	15:17:00.886	2:38.784	35.092	1:00.409	119.615	1:03.283
6	15:19:38.101	**2:37.215**	34.460	**59.491**	120.258	1:03.264
7	15:22:15.328	2:37.227	**34.193**	59.833	**120.691**	1:03.201
8	15:24:52.903	2:37.575	34.368	1:00.233	120.474	**1:02.974**
(34) Kyle Yuchinski						
1	15:01:25.155	2:50.329	36.629	1:06.829	103.078	1:06.871
2	15:06:32.667	5:07.512	58.208	2:27.726	46.056	1:41.578
3	15:11:44.511	5:11.844	1:11.398	2:24.905	46.375	1:35.541
4	15:14:26.597	2:42.086	35.232	1:02.415	112.591	1:04.439
5	15:17:05.394	2:38.797	35.313	**59.604**	113.543	1:03.880
6	15:19:42.327	2:36.933	34.500	59.716	106.514	1:02.717
7	15:22:17.896	**2:35.569**	33.920	59.971	**115.697**	**1:01.678**
8	15:24:53.878	2:35.982	**33.752**	1:00.139	113.160	1:02.091
(20) Steve Fogg						
p1	15:01:40.131	3:34.146	43.953	1:40.252	106.684	
2	15:06:59.187	5:19.056		2:23.861	31.067	1:36.843
3	15:11:59.811	5:00.624	1:12.849	2:21.634	44.796	1:26.141
4	15:14:39.284	2:39.473	34.989	1:02.061	117.315	1:02.423
5	15:17:13.748	2:34.464	33.457	58.301	115.896	1:02.706
6	15:19:47.179	2:33.431	33.793	58.696	122.901	**1:00.942**
7	15:22:22.521	2:35.342	33.743	**58.240**	**124.497**	1:03.359
8	15:24:55.556	**2:33.035**	**33.235**	58.771	124.267	1:01.029
(75) Tom Miserendino						
1	15:01:17.144	2:48.173	36.279	1:04.728	**120.474**	1:07.166
2	15:06:27.660	5:10.516	1:01.987	2:25.648	51.858	1:42.881
3	15:11:40.796	5:13.136	1:12.717	2:23.214	48.803	1:37.205
4	15:14:23.279	2:42.483	35.706	1:02.068	107.366	1:04.709
5	15:17:03.363	2:40.084	35.010	1:00.710	110.916	1:04.364
6	15:19:41.792	2:38.429	34.511	1:01.089	108.759	1:02.829
7	15:22:18.398	**2:36.606**	34.146	**1:00.295**	114.708	**1:02.165**
8	15:24:56.893	2:38.495	**34.072**	1:00.959	110.916	1:03.464
(65) Joe Frederick						
1	15:01:22.896	3:10.728	42.094	1:21.838	108.058	1:06.796
2	15:06:30.631	5:07.735	58.587	2:27.617	43.489	1:41.531
3	15:11:43.398	5:12.767	1:11.879	2:24.437	44.206	1:36.451
4	15:14:24.876	2:41.478	35.757	1:00.671	112.027	1:05.050
5	15:17:04.155	2:39.279	35.153	1:00.216	105.676	1:03.910
6	15:19:42.655	2:38.500	35.129	1:00.076	106.684	1:03.295
7	15:22:19.516	**2:36.861**	34.581	**59.467**	**115.697**	**1:02.813**
8	15:24:57.119	2:37.603	**33.506**	1:00.656	113.351	1:03.441
(57) Donald Privett						
1	15:01:25.023	2:49.896	36.039	1:07.110	105.509	1:06.747
2	15:06:33.835	5:08.812	58.759	2:28.135	44.118	1:41.918
3	15:11:44.808	5:10.973	1:10.871	2:25.226	47.659	1:34.876
4	15:14:26.717	2:41.909	36.178	1:01.700	109.827	1:04.031
5	15:17:05.930	2:39.213	34.539	1:00.464	111.284	1:04.210
6	15:19:44.350	2:38.420	34.534	1:00.506	110.007	1:03.380
7	15:22:22.181	2:37.831	**33.847**	59.642	111.468	1:04.342
8	15:24:58.218	**2:36.037**	34.160	**59.166**	**122.676**	**1:02.711**
(72) Vince Balch						
1	15:01:15.344	2:49.983	37.179	1:04.287	109.112	1:08.517
2	15:06:23.703	5:08.359	1:01.141	2:22.633	41.966	1:44.585
3	15:11:38.069	5:14.366	1:13.460	2:21.601	47.693	1:39.305
4	15:14:21.600	2:43.531	36.344	1:02.035	113.543	1:05.152
5	15:17:01.825	2:40.225	34.612	1:01.359	115.101	1:04.254
6	15:19:40.576	2:38.751	34.433	1:00.465	**119.402**	**1:03.853**
7	15:22:20.929	2:40.353	34.345	1:01.648	116.298	1:04.360
8	15:24:59.092	**2:38.163**	**34.207**	**59.960**	119.402	1:03.996
(99) Steven Kramer						
1	15:01:02.532	2:51.555	42.007	1:03.276	111.654	1:06.272
2	15:06:08.454	5:05.922	59.480	2:16.208	40.014	1:50.234



CoTA Hoosier Racing Tire Super Tour

Group 5 SRF3 — CoTA 3.410 miles

Grp 5 SRF3 Race 1 — 2/3/2018 14:30

Race (25:00 Time) started at 14:58:05

(16) Scott Mosier

Lap	Time of Day	Lap Tm	S1	S2	SPd	S3
1	15:01:22.358	2:49.980	36.100	1:06.419	107.884	1:07.461
2	15:06:29.816	5:07.458	58.447	2:26.954	45.218	1:42.057
3	15:11:42.832	5:13.016	1:12.033	2:24.439	46.471	1:36.544
4	15:14:24.440	2:41.608	35.969	1:00.798	**120.258**	1:04.841
5	15:17:03.937	2:39.497	**34.583**	1:00.112	109.647	1:04.802
6	15:19:42.065	**2:38.128**	35.054	1:00.153	107.195	**1:02.921**
7	15:22:21.814	2:39.749	34.816	**59.954**	113.160	1:04.979
8	15:25:00.184	2:38.370	35.296	59.958	119.190	1:03.116

(97) Mark Ballengee

Lap	Time of Day	Lap Tm	S1	S2	SPd	S3
1	15:01:25.647	2:49.329	35.690	1:06.984	108.058	1:06.655
2	15:06:35.613	5:09.966	59.053	2:29.206	41.809	1:41.707
3	15:11:45.285	5:09.672	1:11.448	2:24.128	47.190	1:34.096
4	15:14:25.912	2:40.627	35.371	1:01.559	114.512	1:03.697
5	15:17:05.749	2:39.837	34.433	1:00.449	116.500	1:04.955
6	15:19:43.632	**2:37.883**	34.444	1:00.097	113.736	1:03.342
7	15:22:22.009	2:38.377	**34.036**	**59.515**	115.497	1:04.826
8	15:25:00.430	2:38.421	35.668	59.814	**117.726**	**1:02.939**

(94) Edward Cavalier

Lap	Time of Day	Lap Tm	S1	S2	SPd	S3
1	15:01:20.529	2:52.550	37.933	1:06.526	111.654	1:08.091
2	15:06:28.909	5:08.380	59.385	2:26.552	47.290	1:42.443
3	15:11:42.426	5:13.517	1:12.310	2:23.528	45.680	1:37.679
4	15:14:24.241	2:41.815	35.854	1:01.086	120.258	1:04.875
5	15:17:05.081	2:40.840	35.492	1:00.103	117.726	1:05.245
6	15:19:45.093	2:40.012	**34.639**	1:00.278	104.523	1:05.095
7	15:22:23.347	2:38.254	35.568	1:00.035	**121.565**	**1:02.651**
8	15:25:01.103	**2:37.756**	34.740	**59.993**	118.141	1:03.023

(12) Rick Wright

Lap	Time of Day	Lap Tm	S1	S2	SPd	S3
1	15:01:24.654	2:50.786	36.730	1:05.951	106.684	1:08.105
2	15:06:31.690	5:07.036	57.623	2:27.870	44.736	1:41.543
3	15:11:44.070	5:12.380	1:11.803	2:24.357	48.103	1:36.220
4	15:14:25.688	2:41.618	35.488	1:01.717	116.906	1:04.413
5	15:17:06.211	2:40.523	36.084	1:01.063	114.512	1:03.376
6	15:19:46.921	2:40.710	35.151	1:00.346	114.904	1:05.213
7	15:22:25.002	2:38.081	**34.375**	1:00.430	113.736	1:03.276
8	15:25:02.425	**2:37.423**	34.649	**1:00.041**	**118.349**	**1:02.733**

(88) Tora Bonnier

Lap	Time of Day	Lap Tm	S1	S2	SPd	S3
1	15:01:30.425	2:52.743	36.260	1:08.040	110.007	1:08.443
2	15:06:41.185	5:10.760	56.974	2:32.522	45.899	1:41.264
3	15:11:49.554	5:08.369	1:10.620	2:26.396	45.127	1:31.353
4	15:14:32.506	2:42.952	35.962	1:01.637	116.703	1:05.353
5	15:17:13.181	2:40.675	34.858	1:02.404	114.904	1:03.413
6	15:19:51.155	2:37.974	**33.968**	**59.835**	103.556	1:04.171
7	15:22:28.901	2:37.746	34.486	1:00.694	118.768	**1:02.566**
8	15:25:06.162	**2:37.261**	34.336	1:00.178	**118.979**	1:02.747

(36) Craig Blackwell

Lap	Time of Day	Lap Tm	S1	S2	SPd	S3
1	15:01:31.824	2:50.346	35.078	1:08.035	119.402	1:07.233
2	15:06:42.252	5:10.428	57.379	2:32.149	47.457	1:40.900
3	15:11:49.695	5:07.443	1:12.223	2:25.200	44.946	1:30.020
4	15:14:32.708	2:43.013	35.616	1:01.015	121.345	1:06.382
5	15:17:14.158	2:41.450	34.384	1:03.196	117.315	1:03.870
6	15:19:53.498	2:39.340	34.510	1:00.393	113.736	1:04.437
7	15:22:30.079	2:36.581	33.775	1:00.588	121.565	**1:02.218**
8	15:25:06.419	**2:36.340**	**33.709**	**1:00.154**	**122.453**	1:02.477

(04) Robin Kirkland

Lap	Time of Day	Lap Tm	S1	S2	SPd	S3
1	15:01:29.362	2:50.134	36.274	1:07.879	107.711	1:05.981
2	15:06:39.860	5:10.498	57.598	2:31.710	41.118	1:41.190
3	15:11:48.170	5:08.310	1:10.604	2:27.018	48.486	1:30.688
4	15:14:30.564	2:42.394	35.672	1:01.807	114.317	1:04.915
5	15:17:10.746	2:40.182	34.588	**1:01.074**	109.112	1:04.520
6	15:19:50.979	2:40.233	34.430	1:01.137	115.299	1:04.666
7	15:22:29.849	2:38.870	**34.362**	1:01.348	116.298	1:03.160
8	15:25:08.079	**2:38.230**	34.929	1:01.079	**117.726**	**1:02.222**

(60) Tim Gray

Lap	Time of Day	Lap Tm	S1	S2	SPd	S3
1	15:01:27.143	2:50.455	36.127	1:07.329	98.973	1:06.999
2	15:06:37.187	5:10.044	58.176	2:29.926	39.082	1:41.942
3	15:11:46.265	5:09.078	1:10.910	2:24.564	54.204	1:33.604
4	15:14:29.864	2:43.599	35.719	1:02.599	109.827	1:05.281
5	15:17:10.020	2:40.156	**34.474**	**1:00.447**	108.583	1:05.235
6	15:19:52.121	2:42.101	34.503	1:02.133	93.983	1:05.465
7	15:22:31.596	2:39.475	34.477	1:02.118	108.935	1:02.880
8	15:25:09.946	**2:38.350**	34.486	1:01.027	**114.904**	**1:02.837**

(42) Jim Cote Sr

Lap	Time of Day	Lap Tm	S1	S2	SPd	S3
1	15:01:27.600	2:50.081	36.167	1:07.320	106.684	1:06.594
2	15:06:38.194	5:10.594	58.432	2:29.974	38.632	1:42.188
3	15:11:46.792	5:08.598	1:11.057	2:24.679	56.201	1:32.862
4	15:14:31.710	2:44.918	36.280	1:02.020	112.027	1:06.618
5	15:17:12.871	2:41.161	**35.030**	1:02.082	115.697	1:04.049
6	15:19:53.236	2:40.365	35.249	1:00.807	110.007	1:04.309
7	15:22:33.210	2:39.974	35.130	**1:00.743**	112.591	1:04.101
8	15:25:11.829	**2:38.619**	35.072	1:00.774	**118.349**	**1:02.773**

(69) V Raj Narayanan

Lap	Time of Day	Lap Tm	S1	S2	SPd	S3
1	15:01:38.203	2:56.255	36.889	1:11.019	104.523	1:08.347
2	15:06:46.111	5:07.908	54.131	2:34.463	51.185	1:39.314
3	15:11:51.677	5:05.566	1:11.898	2:25.565	43.071	1:28.103
4	15:14:32.952	2:41.275	35.339	1:01.010	115.101	1:04.926
5	15:17:13.563	2:40.611	34.715	1:02.538	112.402	1:03.358
6	15:19:54.735	2:41.172	34.879	1:01.858	114.708	1:04.435
7	15:22:33.606	2:38.871	**34.271**	**1:00.436**	108.935	1:04.164
8	15:25:12.362	**2:38.756**	35.188	1:00.508	**116.298**	**1:03.060**

(02) Tate Cramm

Lap	Time of Day	Lap Tm	S1	S2	SPd	S3
1	15:01:43.414	2:53.600	38.611	1:07.493	112.214	1:07.496
2	15:06:47.145	5:03.731	49.682	2:34.210	47.659	1:39.839
3	15:11:52.424	5:05.279	1:11.515	2:25.703	45.279	1:28.061
4	15:14:33.808	2:41.384	35.693	1:00.807	**120.474**	1:04.884
5	15:17:15.381	2:41.573	34.999	1:02.211	110.550	1:04.363
6	15:19:55.382	2:40.001	34.431	1:00.940	114.317	1:04.630
7	15:22:34.613	2:39.231	**34.362**	**1:00.133**	109.827	1:04.736
8	15:25:12.753	**2:38.140**	34.623	1:00.775	119.190	**1:02.742**

(15) James Rouse

Lap	Time of Day	Lap Tm	S1	S2	SPd	S3
1	15:01:12.783	2:52.907	38.352	1:07.757	115.497	1:06.798
2	15:06:21.239	5:08.456	1:01.396	2:21.640	47.761	1:45.420
3	15:11:36.922	5:15.683	1:13.350	2:20.673	46.665	1:41.660
4	15:14:19.842	2:42.920	36.418	1:02.123	115.299	1:04.379
5	15:16:58.500	**2:38.658**	**34.908**	1:00.679	**124.497**	**1:03.071**
6	15:19:56.482	2:57.982	35.242	**1:00.498**	121.565	1:22.242
7	15:22:40.208	2:43.726	37.687	1:01.941	119.402	1:04.098
8	15:25:21.557	2:41.349	35.493	1:01.758	108.232	1:04.098

(156) Ted Haas

Lap	Time of Day	Lap Tm	S1	S2	SPd	S3
1	15:01:51.545	2:56.992	36.859	1:08.802	92.176	1:11.331
2	15:06:54.249	5:02.704	51.624	2:34.958	37.239	1:36.122
3	15:11:58.645	5:04.396	1:12.752	2:23.707	43.830	1:27.937
4	15:14:43.642	2:44.997	35.937	1:04.281	113.543	1:04.779
5	15:17:25.348	2:41.706	34.200	1:01.775	113.929	1:05.731
6	15:20:08.715	2:43.367	34.200	1:01.317	113.736	1:07.850
7	15:22:48.896	2:40.181	36.047	1:01.475	**118.979**	1:02.659
8	15:25:25.642	**2:36.746**	**33.676**	**1:00.439**	118.979	**1:02.631**



CoTA Hoosier Racing Tire Super Tour

Group 5 SRF3 — CoTA 3.410 miles

Grp 5 SRF3 Race 1 — 2/3/2018 14:30

Race (25:00 Time) started at 14:58:05

(13) Tim McMann

Lap	Time of Day	Lap Tm	S1	S2	SPd	S3
1	15:01:16.367	2:52.875	36.669	1:06.869	104.037	1:09.337
2	15:06:26.771	5:10.404	1:01.983	2:24.776	44.352	1:43.645
3	15:11:40.281	5:13.510	1:12.808	2:23.165	47.256	1:37.537
4	15:14:22.767	2:42.486	35.764	1:01.819	**120.043**	1:04.903
5	15:17:02.587	2:39.820	35.200	**1:00.611**	118.979	1:04.009
6	15:20:08.809	3:06.222	34.801	1:02.155	100.006	1:29.266
7	15:22:50.380	2:41.571	35.244	1:02.426	114.708	1:03.901
8	15:25:29.794	**2:39.414**	**34.299**	1:01.385	117.726	**1:03.730**

(01) Melvin Lipsitz

Lap	Time of Day	Lap Tm	S1	S2	SPd	S3
1	15:01:50.676	2:56.830	36.956	1:08.175	95.454	1:11.699
p2	15:06:42.285	4:51.609	51.506	2:32.854	43.377	
3	15:12:03.379	5:21.094		2:08.890	42.606	1:28.268
4	15:14:47.501	2:44.122	36.428	1:02.696	112.970	1:04.998
5	15:17:28.291	2:40.790	35.252	1:01.247	112.402	1:04.291
6	15:20:12.252	2:43.961	35.807	1:01.724	104.361	1:06.430
7	15:22:51.759	2:39.507	34.631	1:01.627	112.970	**1:03.249**
8	15:25:30.463	**2:38.704**	**34.118**	**1:01.011**	**114.708**	1:03.575

(9) Raymond Miller

Lap	Time of Day	Lap Tm	S1	S2	SPd	S3
1	15:01:48.077	2:59.204	39.243	1:08.213	84.942	1:11.748
2	15:06:49.493	5:01.416	48.541	2:33.141	51.185	1:39.734
3	15:11:56.068	5:06.575	1:11.219	2:25.587	37.657	1:29.769
4	15:14:40.247	2:44.179	36.258	1:02.750	100.908	1:05.171
5	15:17:25.851	2:45.604	36.226	1:01.847	98.973	1:07.531
6	15:20:09.921	2:44.070	36.479	1:01.418	107.538	1:06.173
7	15:22:51.369	2:41.448	35.771	1:01.510	**115.697**	1:04.167
8	15:25:30.984	**2:39.615**	**35.195**	**1:00.872**	115.697	**1:03.548**

(6) Clif Twaddle

Lap	Time of Day	Lap Tm	S1	S2	SPd	S3
1	15:01:37.867	2:57.195	37.875	1:10.844	107.195	1:08.476
2	15:06:45.869	5:08.002	54.028	2:34.080	52.262	1:39.894
3	15:11:51.555	5:05.686	1:11.297	2:25.583	42.230	1:28.806
4	15:14:39.168	2:47.613	37.713	1:02.272	94.115	1:07.628
5	15:17:26.351	2:47.183	38.080	1:01.938	105.842	1:07.165
6	15:20:12.799	2:46.448	37.402	1:01.081	92.942	1:07.965
7	15:22:53.879	2:41.080	35.178	1:01.039	**117.726**	1:04.863
8	15:25:31.788	**2:37.909**	**34.386**	**59.511**	115.697	**1:04.012**

(06) Matt Strathman

Lap	Time of Day	Lap Tm	S1	S2	SPd	S3
1	15:01:50.349	3:01.235	38.379	1:09.234	80.946	1:13.622
2	15:06:51.624	5:01.275	50.861	2:32.511	43.237	1:37.903
3	15:11:56.926	5:05.302	1:13.995	2:23.397	50.003	1:27.910
4	15:14:42.226	2:45.300	36.533	1:02.520	100.455	1:06.247
5	15:17:26.716	2:44.490	36.231	1:01.760	90.315	1:06.499
6	15:20:10.709	2:43.993	36.085	1:01.394	96.414	1:06.514
7	15:22:53.492	2:42.783	35.672	1:01.372	**106.177**	1:05.739
8	15:25:33.943	**2:40.451**	**35.158**	**1:00.393**	105.509	**1:04.900**

(52) George Schuh

Lap	Time of Day	Lap Tm	S1	S2	SPd	S3
1	15:01:51.011	2:56.646	37.540	1:07.589	88.411	1:11.517
2	15:06:53.214	5:02.203	51.764	2:33.415	43.015	1:37.024
3	15:11:57.855	5:04.641	1:12.800	2:23.960	46.088	1:27.881
4	15:14:43.099	2:45.244	36.485	1:02.164	96.138	1:06.595
5	15:17:27.035	2:43.936	35.813	1:02.420	99.120	1:05.703
6	15:20:11.610	2:44.575	36.043	**1:01.438**	95.590	1:07.094
7	15:22:54.304	2:42.694	35.778	1:02.155	**115.896**	1:04.761
8	15:25:34.266	**2:39.962**	**34.863**	1:01.471	103.716	**1:03.628**

(17) Joseph Palmer

Lap	Time of Day	Lap Tm	S1	S2	SPd	S3
1	15:01:48.648	2:58.944	39.570	1:08.513	86.474	1:10.861
2	15:06:50.682	5:02.034	50.271	2:33.466	42.579	1:38.297
3	15:11:56.709	5:06.027	1:12.659	2:24.544	44.796	1:28.824
4	15:14:45.269	2:48.560	37.398	1:05.293	103.396	1:05.869
5	15:17:27.898	2:42.629	35.562	1:01.637	109.290	1:05.430
6	15:20:13.492	2:45.594	36.784	1:02.023	115.101	1:06.787
7	15:22:54.936	2:41.444	35.266	1:02.208	**117.933**	**1:03.970**
8	15:25:35.872	**2:40.936**	**35.181**	**1:01.487**	112.027	1:04.268

(63) Richard McCool

Lap	Time of Day	Lap Tm	S1	S2	SPd	S3
1	15:01:46.919	2:56.799	38.715	1:08.354	84.408	1:09.730
2	15:06:48.156	5:01.237	47.387	2:33.931	51.030	1:39.919
3	15:11:53.262	5:05.106	1:11.337	2:25.565	44.264	1:28.204
4	15:14:38.914	2:45.652	36.592	**1:02.233**	106.177	1:06.827
5	15:17:24.972	2:46.058	36.456	1:02.649	102.606	1:06.953
6	15:20:09.232	2:44.260	36.023	1:02.480	108.583	1:05.757
7	15:23:07.334	2:58.102	**35.310**	1:16.157	108.058	1:06.635
8	15:25:50.763	**2:43.429**	35.324	1:02.870	**114.904**	**1:05.235**

(03) Tisha Strickland

Lap	Time of Day	Lap Tm	S1	S2	SPd	S3
1	15:01:55.138	3:01.542	38.830	1:09.494	84.620	1:13.218
2	15:06:57.507	5:02.369	50.217	2:36.215	32.061	1:35.937
3	15:12:04.018	5:06.511	1:13.365	2:22.272	44.558	1:30.874
4	15:14:51.896	2:47.878	36.891	1:05.341	107.884	1:05.646
5	15:17:37.041	2:45.145	35.881	1:03.510	110.550	1:05.754
6	15:20:22.132	2:45.091	35.511	1:02.848	113.929	1:06.732
7	15:23:09.126	2:46.994	35.382	1:04.800	110.916	1:06.812
8	15:25:51.525	**2:42.399**	**35.205**	**1:02.239**	**120.258**	**1:04.955**

(41) James E Nelson

Lap	Time of Day	Lap Tm	S1	S2	SPd	S3
1	15:01:54.330	3:02.663	38.045	1:10.745	74.643	1:13.873
2	15:06:56.474	5:02.144	50.516	2:36.075	32.734	1:35.553
3	15:12:02.921	5:06.447	1:14.047	2:21.864	48.207	1:30.536
4	15:14:50.799	2:47.878	37.554	1:03.983	101.827	1:06.341
5	15:17:36.240	2:45.441	36.363	1:02.978	103.716	1:06.100
6	15:20:21.052	**2:44.812**	35.902	**1:02.495**	105.842	1:06.415
7	15:23:08.000	2:46.948	35.691	1:05.177	109.290	**1:06.080**
8	15:25:52.912	2:44.912	**35.575**	1:02.768	**112.402**	1:06.569

(95) Mark Hutchins

Lap	Time of Day	Lap Tm	S1	S2	SPd	S3
p1	15:01:19.713	3:02.239	39.035	1:14.805	112.591	
2	15:06:59.622	5:39.909		1:48.640	31.240	1:36.484
3	15:12:00.752	5:01.130	1:13.016	2:21.777	44.089	1:26.337
4	15:14:42.525	2:41.773	35.167	1:01.525	108.935	1:05.081
5	15:17:22.937	**2:40.412**	**35.049**	**1:01.254**	111.284	**1:04.109**
p6	15:20:09.535	2:46.598	36.183	1:01.759	112.402	
7	15:24:59.980	4:50.445		1:02.903	**120.043**	1:05.646

(46) John Waak

Lap	Time of Day	Lap Tm	S1	S2	SPd	S3
1	15:01:10.474	2:52.481	38.760	1:06.209	102.137	1:07.512
2	15:06:19.162	5:08.688	1:01.620	2:21.309	45.494	1:45.759
3	15:11:36.145	5:16.983	1:13.004	2:21.168	42.204	1:42.811
4	15:14:15.367	2:39.222	35.699	1:00.750	115.299	1:02.773
5	15:16:52.234	**2:36.867**	34.805	**59.380**	**120.691**	**1:02.682**

(48) Patrick Stringer

Lap	Time of Day	Lap Tm	S1	S2	SPd	S3
p1	15:02:16.067	**4:01.059**	**41.317**	**2:01.687**	**77.220**	

Chief of Timing & Scoring — Orbits

Race Director